



2020 ANNUAL REPORT

CITY OF MIDDLETOWN HEALTH DEPARTMENT



City of Middletown Health Department

2020 Annual Report

Table of Contents

| | |
|--|----|
| Department Overview | 3 |
| Mission Statement | 4 |
| Vision Statement | 4 |
| Values | 4 |
| Health Commissioner | 4 |
| Organizational Chart | 5 |
| Board of Health Licensing Council Roster | 6 |
| Board of Health Meeting Dates | 6 |
| Selected Causes of Death Report | 7 |
| 2020 Maternal Child Health Services | 8 |
| 2020 Communicable Disease Report | 9 |
| 2020 Revenues | 10 |
| 2020 Expenditures | 11 |
| 2020 Department Statistics | 12 |

2



Department Overview

The City of Middletown Health Department provides services to all residents of the City of Middletown and surrounding counties. All services are provided in accordance with State of Ohio statutes and Ohio Public Health Council.

The Vital Statistics Division provides birth certificates from anywhere in the State of Ohio and death certificates for deaths occurring in the City limits of Middletown. Adoption Records are provided for adult adoptees via application to the Ohio Department of Health for any adoptee 18 years of age or older.



The Environmental Health Department of the City of Middletown Health Department assures a safe and healthy environment by monitoring and licensing all food related facilities; restaurants, grocery stores, vending locations, mobile units and temporary events, like the Ohio Balloon Challenge. We investigate food borne illnesses within the City limits. We have responsibilities regarding private water supplies, new installation inspections of on-site sewage systems and surveys. We monitor school environments, body art and piercing establishments, as well as inspecting the City jail. We investigate animal bites for our Rabies Control Program. We license and monitor all public pools (apartment complexes, health clubs, etc.) We are involved with emergency response planning and emergency response training activities. Additionally, we provide Smoking Ban enforcement as mandated by Ohio State Law.

The City of Middletown Health Department provides information to the community regarding a wide variety of health issues, environmental food safety and health and wellness programs.



Public Health Accreditation is a voluntary national program developed to measure Health Department performance against an established set of nationally recognized, practice-focused and evidence-based standards. Overseen by the Public Health Accreditation Board (PHAB) and jointly supported by the Centers for Disease Control Prevention (CDC) and the Robert Wood Johnson Foundation, PHAB modeled its accreditation requirements on the Ten Essential Public Health Services to ensure all applicants meet or exceed an established baseline of quality and

services. Although this program is voluntary on a national level, all health departments operating within the State of Ohio are required to gain accreditation status with the Public Health Accreditation Board.

The City of Middletown Board of Health plays an important role in our public health system. They provide oversight and guidance for our health department. They approve public health priorities for our community. By operating at the local level, the board of health is closer to the community whose health they are charged with protecting than state or federal agencies are. Their local nature makes boards of health an integral part of improving and promoting population health. The City of Middletown Board of Health directs our department in many areas such as: policy-making, rulemaking and adjudicatory roles.

Mission, Vision & Value Statements

Mission

The City of Middletown Health Department's Mission is to Promote and Protect the health and wellbeing of all Middletown residents.

Vision

A connected and healthy community in which to work, live and play.

Values

Unity: A healthy community with a strong sense of unity among its members. A desire to belong and help one another is necessary for all to feel safe, connected and invested.

Respect: Respect for all people and property encourages community members to feel valued and welcomed. Differences should be expected and embraced.

Healthy Lifestyle: Adequate opportunities to live a healthy lifestyle include access to comprehensive wellness and preventative health care, substance abuse prevention and treatment, nutritious foods, safe clean neighborhoods, parks, trails and recreational activities for all ages and physical abilities.

Kindness: Regular kind and caring interactions among members are essential in order to foster compassion and empathy.

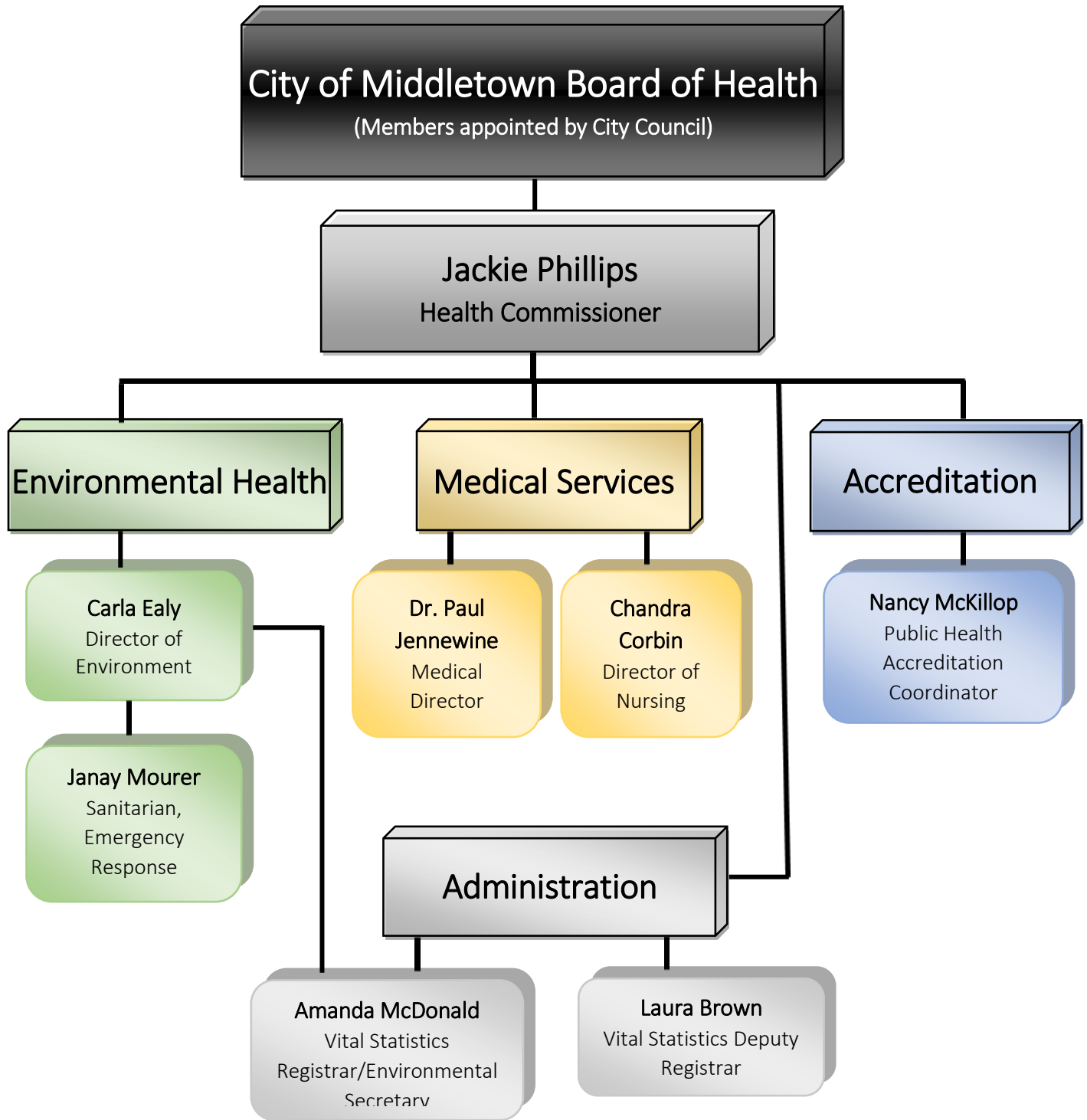
Education: Access to health information and opportunities for education improves awareness of healthy behaviors, health promotion and available resources.

Health Commissioner



Ms. Phillips is the Health Commissioner for the City of Middletown. She has worked in the healthcare field for over 30 years, joining the Health Department in 1997 in Middletown. She is a current member of the Ohio Public Health Association, the Southwest Ohio Health Commissioners Association, and United Way Cincinnati. Jackie received her Bachelor of Science in Nursing from Miami University and her Master's in Public Health from Boonshoft School of Medicine at Wright State University.

Organizational Chart 2020



Board of Health Licensing Council Roster 2020

President (Ex-Officio)

Nicole Condrey, Mayor

President (Pro-Tem)

Sally Kash, Citizen

Members

Charlene Kurtz, RN., BSN
Infection Control Practitioner
Premier Health Partners

David Schul
Citizen

Ken Patrick, DVM
Veterinarian

Jeff Bonnell
Funeral Director

Margie M. Davis, RN
Community Nurse

Sally Kash, RN, MSN
Community Nurse

Anita Scott Jones, Ed.D, MBA, BS
Practice Manager
Primary Health Solutions

Secretary

Jacquelyn Phillips, MPH, BSN, RN
Commissioner of Health

Board of Health Meeting Dates 2020

2020 Meeting Dates

January 14, 2020

February 11, 2020

March 10, 2020

April 14, 2020

May 12, 2020

June 9, 2020

July 14, 2020

August 11, 2020

September 8, 2020

October 13, 2020

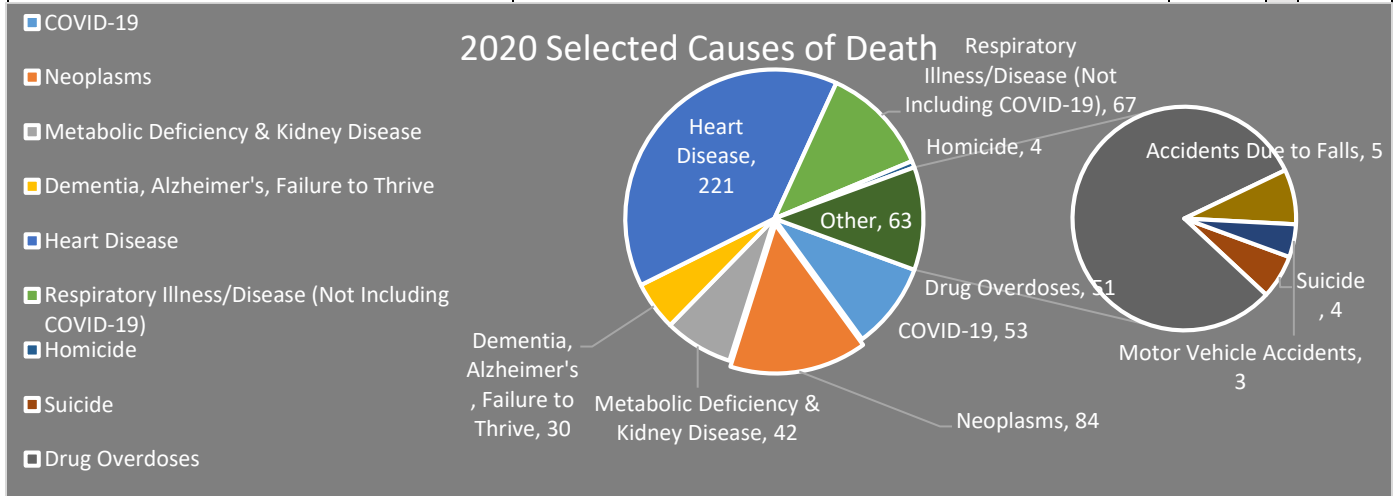
November 10, 2020

December 8, 2020

**Agendas are distributed the Friday before each meeting. For further information, call (513) 425-1818 or (513) 425-7854.*

Selected Causes of Death Report

| Selected Causes of Death 2020 Middletown Residents | | | |
|--|---|-------|-------|
| | | 2019 | 2020 |
| Category | Included Causes | Total | Total |
| Coronavirus 2019 | COVID-19 | 0 | 53 |
| Neoplasms | Cancers | 79 | 84 |
| Human Immunodeficiency Virus | N/A | 0 | 0 |
| Endocrine | Nutritional & Metabolic Deficiency | 51 | 30 |
| | Kidney disease/Failure | 9 | 12 |
| Aging | Dementia, Alzheimer's Disease | 16 | 18 |
| | Failure to Thrive | 34 | 57 |
| Nervous System | Meningitis, MS, Parkinson's Disease, Huntington's | 2 | 7 |
| Circulatory System | Hypertensive Heart Disease | 6 | 9 |
| | Ischemic Heart Disease | 2 | 2 |
| | Acute Myocardial Infarction | 85 | 97 |
| | Other Forms of Heart Disease | 67 | 83 |
| | CVA, Hemorrhage, Embolism | 19 | 24 |
| | Atherosclerosis | 4 | 6 |
| Pneumonia | N/A | 15 | 10 |
| Respiratory System | Respiratory Arrest, Lung DS, Bronchitis, COPD | 35 | 57 |
| Septicemia | N/A | 10 | 10 |
| Complications of Pregnancy | Childbirth, Puerperium | 0 | 0 |
| Stillbirth | N/A | 4 | 9 |
| Mortality in Infancy | Prematurity, SIDS, Co-Sleeping | 6 | 2 |
| Homicide | N/A | 2 | 4 |
| Suicide | N/A | 11 | 4 |
| Motor Vehicle Accidents | N/A | 4 | 3 |
| Accidents due to falls | N/A | 9 | 5 |
| Drug Overdoses | N/A | 37 | 51 |
| Fire | N/A | 1 | 0 |



Maternal Child Health Services

Maternal Child Health Services at Atrium Medical Center



| Atrium Medical Center | 2014 | 2015 | 2016 | 2017 | 2018 | 2019 | 2020 |
|-----------------------|------|------|------|------|------|------|------|
| Live Births | 847 | 848 | 851 | 969 | 956 | 930 | 884 |
| Stillbirths | 7 | 7 | 8 | 6 | 6 | 4 | 9 |
| Maternal Deaths | 0 | 0 | 0 | 0 | 0 | 0 | 0 |
| Neonatal Deaths | 3 | 2 | 2 | 5 | 7 | 6 | 2 |



Reportable Communicable Diseases 2020

City of Middletown Health Department Reportable Communicable Diseases 2020

| Disease | 1 st QTR | 2 nd QTR | 3 rd QTR | 4 th QTR | 2020 YTD | 2019 YTD |
|---|-------------------------------|-------------------------------|-------------------------------|-------------------------------|---------------------|---------------------|
| COVID-19 | 3 | 195 | 458 | 2746 | 3402 | 0 |
| Campylobacteriosis | 0 | 0 | 0 | 0 | 0 | 8 |
| Cryptosporidiosis | 0 | 1 | 0 | 0 | 1 | 1 |
| Haemophilus influenza (<i>Invasive Disease</i>) | 0 | 0 | 0 | 0 | 0 | 1 |
| Hepatitis A | 5 | 6 | 1 | 1 | 13 | 92 |
| Hepatitis B-Acute/Chronic | 10 | 9 | 9 | 5 | 33 | 63 |
| Hepatitis C-Acute/Chronic | 28 | 28 | 31 | 29 | 116 | 155 |
| Influenza-associated Hospitalization | 20 | 0 | 0 | 0 | 20 | 50 |
| Legionellosis-Legionnaires' Disease | 1 | 1 | 2 | 1 | 5 | 2 |
| Lyme Disease | 0 | 0 | 1 | 0 | 1 | 1 |
| Meningitis-bacterial (<i>Not N. Meningitidis</i>) | 0 | 0 | 0 | 0 | 0 | 1 |
| Salmonellosis | 0 | 0 | 2 | 1 | 3 | 3 |
| Streptococcal-Group A-Invasive | 2 | 2 | 3 | 2 | 9 | 8 |
| Streptococcus Pneumoniae-Invasive | 1 | 2 | 0 | 1 | 4 | 7 |
| Tuberculosis | 0 | 0 | 1 | 0 | 1 | 2 |
| Meningitis Aseptic/Viral | 0 | 1 | 0 | 0 | 1 | 3 |
| Pertussis | 0 | 1 | 0 | 0 | 1 | 14 |
| Varicella | 0 | 0 | 0 | 0 | 0 | 0 |
| CP Carbapenem-Resistant Enterobacteriaceae | 0 | 0 | 0 | 1 | 1 | 2 |
| E. Coli, Shiga Toxin-Producing (<i>STEC</i>) | 0 | 0 | 0 | 0 | 0 | 0 |
| Giardiasis | 0 | 1 | 0 | 12 | 13 | 1 |
| Mumps | 0 | 0 | 0 | 0 | 0 | 1 |
| Shigellosis | 0 | 0 | 0 | 0 | 0 | 2 |
| Ehrlichiosis | 0 | 0 | 0 | 0 | 0 | 2 |
| Lyme Disease | 0 | 0 | 1 | 0 | 1 | 0 |
| Sexually Transmitted Infections | 1st QTR | 2nd QTR | 3rd QTR | 4th QTR | 2020 YTD | 2019 YTD |
| Chlamydia Infection | 51 | 85 | 83 | 87 | 371 | 372 |
| Gonococcal Infection | 33 | 55 | 53 | 31 | 175 | 229 |
| Syphilis | 0 | 1 | 0 | 0 | 1 | 4 |

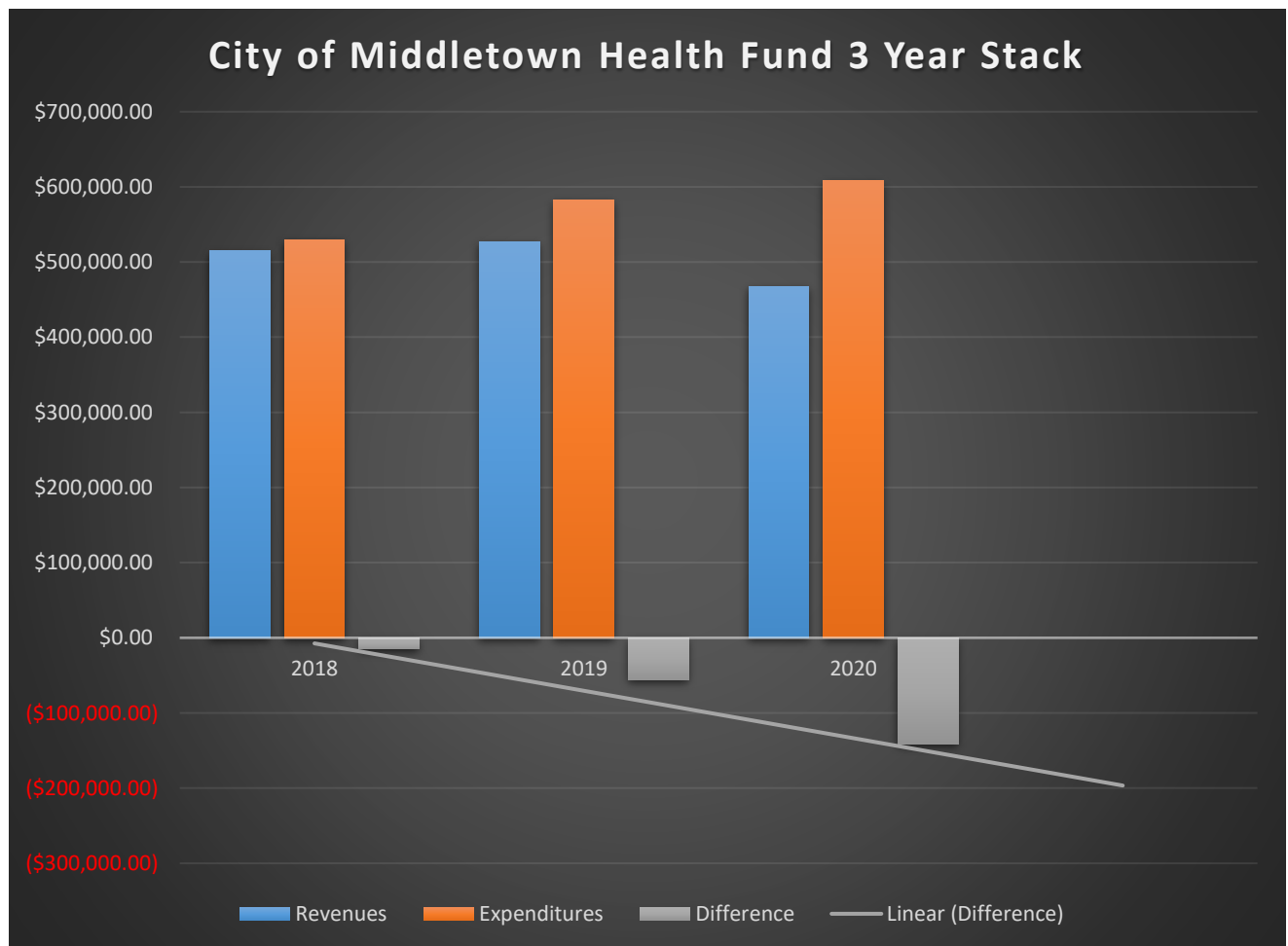
2020 Revenue & Expenditures

| HEALTH FUND | | | | | | | |
|---------------------------------------|-----------------|------------------|-------------|----------------|-------------|----------------|-------------|
| December | | | | | | | |
| | 2020 | | | 2019 | | 2018 | |
| | December | % of | December | % | December | % | |
| | YTD | Actual | YTD | YTD of | YTD | YTD of | |
| | Budget | Actual | Budget | Actual | Actual | Actual | Actual |
| BEG. CASH BALANCE (1/1) | 98,490 | 98,490 | | | | | |
| REVENUES | | | | | | | |
| HIV Grant (Mont Co) | 0 | 0 | | 0 | 100% | 9,000 | 100% |
| State Health Subsidy | 9,096 | 9,135 | 100% | 9,135 | 100% | 9,135 | 100% |
| Bureau of Medical Handicap | 6,005 | 0 | 0% | 9,200 | 100% | 6,120 | 100% |
| Covid-19 Crisis Response Grant | 0 | 299,121 | 0% | | | | |
| US HHS Stimulus | 0 | 46,425 | 0% | | | | |
| Covid-19 Contact Tracing Grant | 0 | 167,947 | 0% | | | | |
| Administrative Fees | 50,280 | 50,280 | 100% | 48,816 | 100% | 48,332 | 100% |
| Vital Statistics | 98,185 | 106,347 | 108% | 107,150 | 100% | 103,358 | 100% |
| Vital Statistics Shipping Charges | 0 | (110) | 0% | (62) | 100% | (16) | 100% |
| Paternity Affidavits | 420 | 0 | 0% | 160 | 100% | 400 | 100% |
| Immunization Clinics | 0 | 3,000 | 0% | 3,550 | 100% | 3,000 | 100% |
| FSO/Vending License | 820 | 635 | 77% | 735 | 100% | 731 | 100% |
| FSO Restaurant License | 70,000 | 66,614 | 95% | 67,192 | 100% | 66,420 | 100% |
| Food Establishment License | 27,603 | 27,998 | 101% | 25,931 | 100% | 25,004 | 100% |
| Household Sewage | 15,000 | 19,160 | 128% | 20,084 | 100% | 3,619 | 100% |
| Food Safety Classes | 1,555 | 150 | 10% | 570 | 100% | 270 | 100% |
| Swimming Pool/Spa | 4,425 | 5,625 | 127% | 5,985 | 100% | 5,820 | 100% |
| Tattoo License | 1,500 | 1,563 | 104% | 2,000 | 100% | 1,250 | 100% |
| Park/Camps License Fees | 0 | 213 | 0% | 100 | 100% | 100 | 100% |
| MAC Billing | 20,000 | 0 | 0% | | | | |
| Miscellaneous Income | 15,000 | 5 | 0% | 0 | 100% | 0 | 100% |
| Reimbursements | 85,000 | 133,953 | 158% | 76,472 | 100% | 82,514 | 100% |
| Transfer from City Tax | 395,000 | 395,000 | 100% | 150,000 | 100% | 150,000 | 100% |
| From Coronavirus Relief Fund | 46,918 | 46,918 | 100% | | | | |
| TOTAL REVENUES | 846,807 | 1,379,978 | 163% | 527,017 | 100% | 515,056 | 100% |
| EXPENDITURES | | | | | | | |
| Personal Services | 667,673 | 632,544 | 95% | 489,218 | 100% | 437,023 | 100% |
| Contractual Services | 101,247 | 93,050 | 92% | 86,098 | 100% | 85,451 | 100% |
| Commodities | 2,950 | 5,063 | 172% | 2,904 | 100% | 2,423 | 100% |
| Capital Outlay | 126,718 | 70,721 | 56% | 4,796 | 100% | 4,796 | 100% |
| Total Expenditures | 898,588 | 801,377 | 89% | 583,016 | 100% | 529,693 | 100% |
| REVENUES OVER (UNDER) | | | | | | | |
| EXPENDITURES | (51,781) | 578,601 | | | | | |
| Less Previous Yr. Encumbrances | 0 | 0 | | | | | |
| ENDING CASH BALANCE | 46,710 | 677,091 | | | | | |

2020 Revenue & Expenditures Continued

City of Middletown Health Fund

| | Revenues | Expenditures | Difference |
|------------------|--------------|--------------|---------------|
| Fiscal Year 2018 | \$515,056.00 | \$529,693.00 | -\$14,638.00 |
| Fiscal Year 2019 | \$527,017.00 | \$583,016.00 | -\$55,999.00 |
| Fiscal Year 2020 | \$467,370.00 | \$608,088.00 | -\$140,718.00 |



2020 Department Statistics

CITY OF MIDDLETOWN HEALTH DEPARTMENT 2020 STATISTICS

| VITAL STATISTICS | 2019 YTD | 2020 YTD | ENVIRONMENTAL INSPECTIONS | 2019 YTD | 2020 YTD |
|------------------------------|----------|----------|----------------------------------|----------|----------|
| Birth Certificates Filed | 930 | 879 | Food Service Operations (FSO) | 347 | 344 |
| Death Certificates Filed | 994 | 1145 | Retail Food Establishments (RFE) | 136 | 133 |
| Birth Certificates Issued | 5253 | 4409 | Sewage | 7 | 132 |
| Death Certificates Issued | 3551 | 4292 | Schools | 36 | 13 |
| Indigent Cremations Services | 28 | 18 | Vending Locations | 24 | 2 |
| | | | Temporary FSO/RFE | 37 | 1 |
| DEATHS | | | Mobile FSO/RFE | 17 | 11 |
| Accident | | | Complaints | 66 | 195 |
| • Drug Overdose | 38 | 50 | Smoking | 7 | 5 |
| • Falls | 9 | 5 | Swimming Pools | 58 | 26 |
| • Motor Vehicle | 4 | 3 | Tattoo | 6 | 5 |
| Homicide | 2 | 4 | Temp Park/Camp | 1 | 2 |
| Suicide | 11 | 4 | Jail Inspection | 1 | 1 |
| Could Not Be Determined | 1 | 1 | | | |
| Pending Investigation | 8 | 31 | ANIMAL BITES | | |
| | | | Dog | 103 | 83 |
| FOOD SAFETY TRAINING | | | Cat | 4 | 5 |
| Number of Attendees | 19 | 4 | Raccoon/Groundhog/Bat | 4 | 0 |