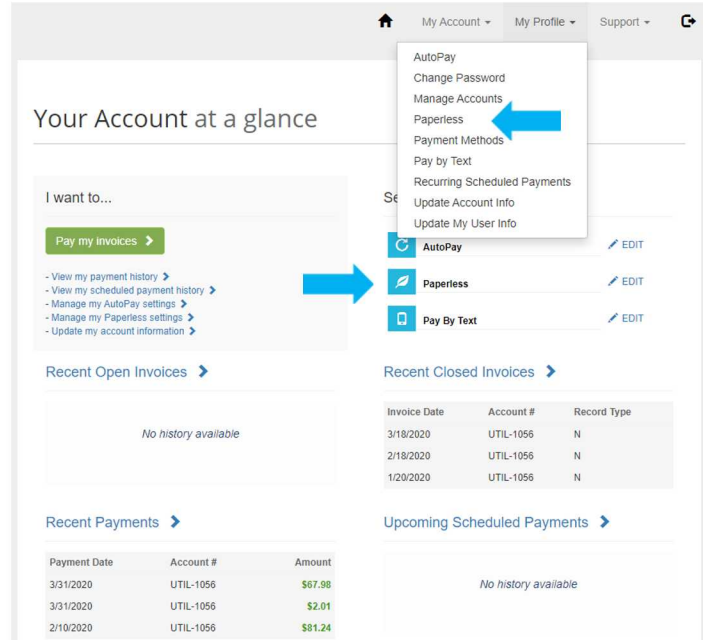


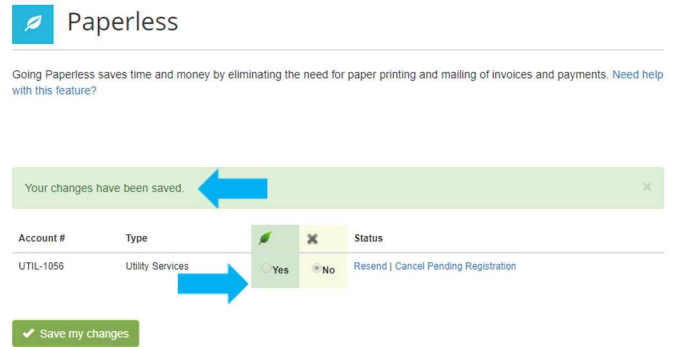
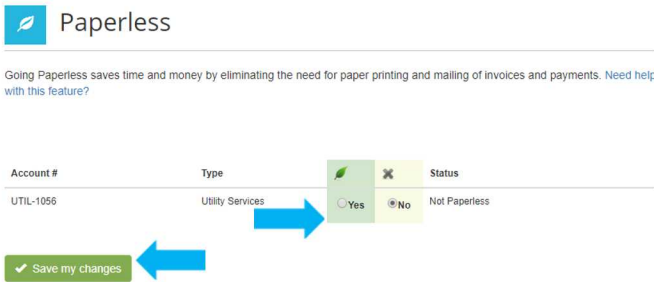
Registering for Paperless

3 EASY STEPS

1 To register for Paperless in the Payment Portal > under My Profile > select Paperless - OR - select the option from the Services menu.



2 On the Paperless setup screen select **YES** and **SAVE** my changes. Once changes are saved the status will display Resend/Cancel Pending Registration.



3 You will receive a confirmation email with a link to click to complete the Paperless registration. (clicking either link will accomplish the same result)

