



## POPULAR ANNUAL FINANCIAL REPORT

For the year ended December 31, 2024



### TABLE OF CONTENTS

CITIZEN LETTER	1
COMMUNITY PROFILE	2
CITY UPDATE	3
REVENUES	4
CHARGES FOR SERVICES	5
TAXES	6
EXPENSES	7
GENERAL FUND	8
CAPITAL PROJECTS/ASSETS	9
DEBT/NET POSITION/PROGRESS	10
QUICK FACTS & STATS	11
NEWS	12

#### Message from the Finance Director

Dear City of Middletown Citizens:

*It is with great pride that I present this eighth annual Popular Annual Financial Report for the year ended December 31, 2024. The City prepares this community report as a means of better communicating the results of the City's overall financial picture in a reader friendly format.*

*The financial information for this report is from the 2024 City of Middletown Annual Comprehensive Financial Report. The Annual Comprehensive Financial Report is comprised of detailed financial statements, notes, schedules and statistical information. The Annual Comprehensive Financial Report was prepared in conformance with Generally Accepted Accounting Principles (GAAP) and audited by Clark Schaefer Hackett Company, an independent auditing firm, receiving an unmodified opinion. An unmodified opinion is given when an auditor can state that the financial statements are accurately and fairly presented. Middletown's Popular Annual Financial Report is unaudited but is presented on a GAAP basis, unless otherwise indicated. Readers wishing to view the more detailed financial statements and the full disclosure GAAP basis of accounting information reported in the Annual Comprehensive Financial Report, can obtain copies from the Finance Department or on the City website [Annual Comprehensive Financial Reports](#)*

*We hope you find the 2024 PAFR to be a valuable resource that provides insightful information. Thank you for taking the time to review this report. The City adheres to the highest standards of accounting principles to ensure full financial transparency and legal compliance. The City has received the Certificate of Achievement for Excellence in Financial Reporting for thirty-eight consecutive years and has received the Award for Outstanding Achievement in Popular Annual Financial Reporting for the past seven years.*

*As you review this Popular Annual Financial Report, please feel free to share any questions, concerns or recommendations you may have. You can contact us at (513) 425-7908 or [dept\\_finance@cityofmiddletown.org](mailto:dept_finance@cityofmiddletown.org).*

Best Regards,

Samantha Zimmerman  
Finance Director

## COMMUNITY PROFILE

### ABOUT THE CITY OF MIDDLETOWN, OHIO

Situated on the banks of the Great Miami River in Southwestern Ohio, Middletown is located in Butler and Warren Counties. Middletown is a richly diverse, urban community of approximately 52,000 people, positioned near the major metropolitan areas of Cincinnati and Dayton.

Conveniently located on Interstate 75 between Cincinnati and Dayton, a Middletown address affords residents and visitors a vast array of local and regional amenities that create a strong community and active lifestyle. Business and industry are strategically placed to serve both the Cincinnati and Dayton business regions.

In addition to the Middletown Regional Airport, located near downtown, there are two international airports located within an hour from the City.



### CITY GOVERNMENT

All elective municipal officers are nominated by a petition of at least fifty (50) of the electors of the City and filed with the board of elections. City Council elects a Vice Mayor at the first meeting in January at which newly elected members assume their duties of office.

City Council appoints a City Manager, who performs the duties in the City Charter. The City Manager is the Chief Administrative Officer and the head of the administrative branch of the city government. This position is responsible to the council for the proper administration of affairs of the city.

The City Council appoints a variety of boards and commissions including the Civil Service Commission, the Park Board, the Board of Health and Environment and many others.

#### MIDDLETOWN

##### CITY OFFICIALS

Elizabeth Slamka, Mayor

Steven L. West, Vice Mayor

Council Members:

Jennifer L. Carter

Paul A. Horn

Paul J. Lolli

Vacant- City Manager  
Nathan Cahall- Assistant City Manager  
Ashley Combs- Assistant City Manager  
Amy Schenck - Clerk of Council



From left, Paul Horn, Steve West, Elizabeth Slamka, Jennifer Carter, and Paul Lolli

### CITY COUNCIL MEETINGS – DATES AND TIMES

City Council meets on the first and third Tuesday of the month in Council Chambers on the lower level of the City building. The business meeting begins at 5:30 PM. Council meetings are broadcast live at the following venues:

[www.cityofmiddletown.org](http://www.cityofmiddletown.org)


YouTube

[www.youtube.com](http://www.youtube.com)

Connect with us! (513) 425-7766 Middletown City information can be found at the following social media outlets:



## CITY UPDATE

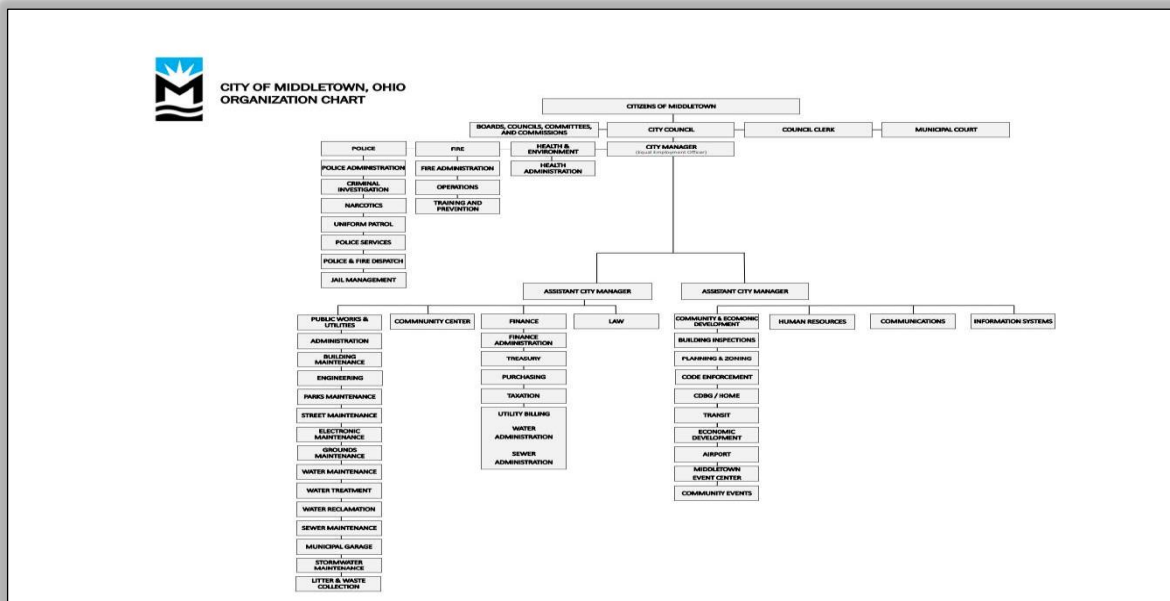


### Did you know...?

The City of Middletown hosted a groundbreaking ceremony on Sept. 9, 2024 for the \$6.7 million renovation and expansion project of the Robert "Sonny" Hill Community Center. The 83-year-old building will see an exterior face lift, as well as interior improvements and enhancements, while also adding on a state-of-the-art gymnasium with bleachers and a scoreboard. The project will double the square footage of the Community Center, which has seen generations of children walk through its doors for recreation, entertainment, and education.

Middletown thanks the Butler County Commissioners, who made a significant \$3.5 million investment into the renovation and expansion project, in addition to the city's investment. Construction should be completed in late 2025.

## CITY OF MIDDLETOWN ORGANIZATIONAL CHART



## AWARDS & ACHIEVEMENTS

### GFOA Award winning

2023 Annual Comprehensive Financial Report

2023 Budget

2023 Popular Annual Financial Report



Finance Triple Crown



Government Finance Officers Association

Certificate of Achievement for Excellence in Financial Reporting

Presented to

City of Middletown Ohio

For its Annual Comprehensive Financial Report For the Fiscal Year Ended December 31, 2023

Christopher P. Merrill Executive Director/CEO



Government Finance Officers Association

Distinguished Budget Presentation Award

Presented to

City of Middletown Ohio

For the Fiscal Year Beginning January 01, 2025

Christopher P. Merrill Executive Director



Government Finance Officers Association

Award for Outstanding Achievement in Popular Annual Financial Reporting

Presented to

City of Middletown Ohio

For its Annual Financial Report For the Fiscal Year Ended December 31, 2023

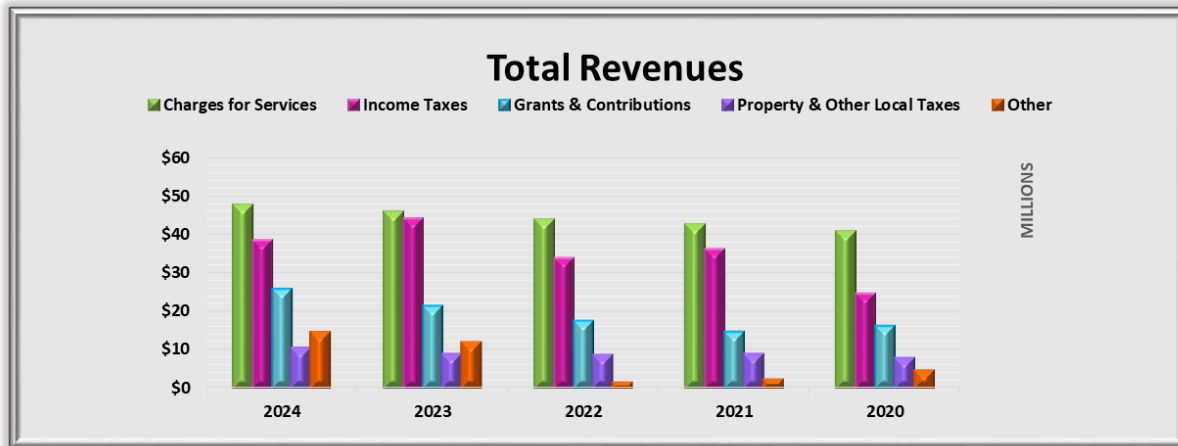
Christopher P. Merrill Executive Director/CEO



## REVENUES

### City funds come from...

The City receives the funding it needs to provide basic services to residents through a variety of sources. The chart below shows a five year comparison and the significance each source of revenue contributes to the City's overall fiscal health. The 2024 total revenue of \$135,897,783 was an increase of \$4,381,509 or 3.22%. In 2023, total revenue increased by \$26,527,099 or 20.17%. In 2022, total revenue increased by 1% or \$711,671 to a total overall revenue of \$104,989,175. The City's 2021 total revenue of \$104,277,504, increased by 10% from the 2020 total of \$93,724,505. For a detailed discussion about revenue (or expense) changes year to year please see the City's [2024 Annual Comprehensive Financial Report](#) and [2025 Budget book](#) available on the City's website.



**Charges for Services** represent revenues that arise from charges to customers who directly benefit from the goods, services or privileges provided. Examples of charges for services are: administrative fees; EMS (ambulance fees); and utility charges (water & sewer bills). For 2020, there was an overall increase of 1.19% to a total of \$40,921,695 due to a sewer rate increase of 10% and a solid waste increase of \$0.50 per month. There was a sewer rate increase of 5%, a solid waste increase of \$1.00 per month and a storm water increase of \$0.75 per month in 2021. These rate increases attributed to the 4.52% or \$1,851,623 increase to a total of \$42,773,318. 2022's charges increased by \$1,03,935 or 2.41% of \$43,805,283. This increase is primarily due to increased public services charges revenue (such as EMS services) in 2022. For 2023, charges for services increased by \$2,218,171 for a total of \$46,023,424 and in 2024 there was an increase of 3.45% or \$1,646,261 for a total of \$47,669,689. A 15% per year Water Rate increase was implemented for years 2024, 2025, and 2026.

**Income tax revenues** provide funds for the purposes of general municipal operations, capital improvements, and the payment to debt service with respect to capital improvements. Income tax is levied on salaries, wages, commissions and other compensation, and on net profits. In 2024, the City of Middletown had a 1.5% income tax rate with a .25% public safety levy income tax that is designated to help fund the Police and Fire Divisions and a ten year .25% street levy that is designated for the improvement of City roads. Income Tax revenue of \$38,324,541 decreased in 2024 by 14.52% or \$5,564,137. Income Tax revenue of \$43,888,678 increased in 2023 by \$10,085,372. Income tax revenue decreased in 2022 by \$2,181,693, or 6.06%, going from \$35,984,999 in 2021 to \$33,803,306 in 2022. This decrease is mainly attributable to a one-time estimated tax payment made by a business during 2021.

**Grants & Contributions** include revenues that are transactions with other governments or organizations, in which the City receives value without directly giving equal return in value. In 2024, total grants and contributions were \$25,434,862 and comprised of 22.72% of total revenue. This is a 27.84% increase from 2023. In 2023, total grants and contributions were \$18,354,926. This was an increase of \$946,300 from the 2022 total of \$17,408,626. Grants & Contributions amounts will vary depending on the large capital projects the City is working on and the grant monies it receives.

**Property & Other Local Taxes** is the amount levied against all real and public utility property located in the City. See page 6 for discussion on Property and Other Local Taxes. Other revenues includes monies received from investment income, refunds, reimbursements and receipts from the sale of assets.

## CHARGES FOR SERVICES

### Definition of Enterprise Funds...

An Enterprise Fund may be used to account for any activity for which a fee is charged to external users for goods and services. There are six Enterprise Funds in the City of Middletown. These funds are classified as Business-type activities. The Enterprise Funds supply 76.02% of all Charges for Services Revenue. Charges for Services for all funds in 2024 totaled \$47,669,685 with \$36,238,087 being from the business-type activities/enterprise funds.

**Water** – This fund accounts for all revenues and expenditures of the City's water system. All operating expenditures, capital expenditures, capital improvements, and debt service payments connected with the City water system are paid by this fund.

**Sewer** – This fund accounts for the City's wastewater treatment system. All operating expenditures, capital improvements, and debt service costs connected with the wastewater treatment system are paid by this fund.

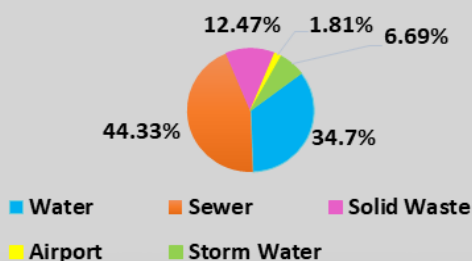
**Solid Waste** – This fund accounts for the City's solid waste disposal programs. The program includes refuse pickup and recycling by Rumpke for all households who live in the City limits.

**Airport** – This fund accounts for the operation of the Middletown Regional Airport. Major airport operating costs include contractual service charges for an airport manager, liability insurance, utilities, and debt payments.

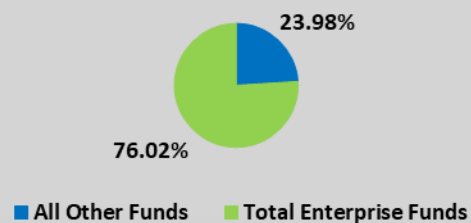
**Transit** – This fund accounts for the operation of the City's public bus line system. Major revenues include federal and state transit operating and capital improvement subsidies. There were no passenger charges for transit in 2021, 2022, 2023, and 2024.

**Storm Water** – This fund accounts for the City's storm sewer system. All operating expenditures and capital improvements costs connected with the storm sewer system are paid by this fund.

Charges for Services - Enterprise Funds

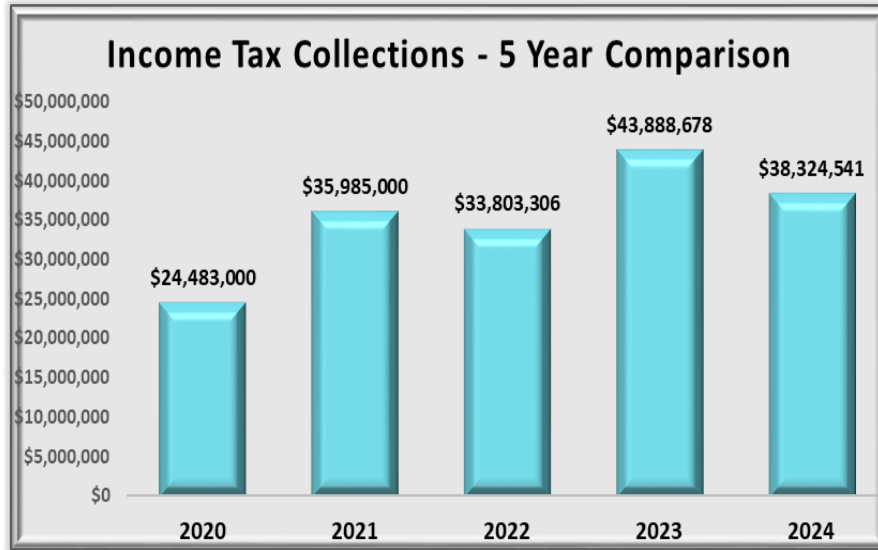


Charges for Services - All Funds



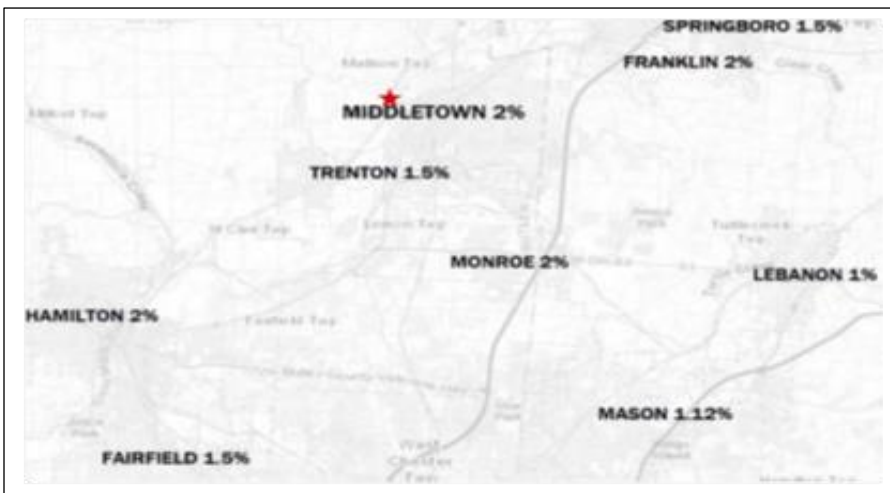
## TAXES

### Income Taxes...



The City levies an income tax of 2% on substantially all earned income arising from employment, residency, or business activities inside the City. This income tax rates includes Public Safety income tax levy of .25% and the Street Improvement income tax levy of .25%. Income Taxes are one of the largest sources of revenue for the City

In 1969, City electors authorized an income tax at the rate of 1.5%. In 2007, voters authorized a five year increase to 1.75% with the passage of the Public Safety Levy which was renewed permanently in August 2012. The quarter percent additional tax is exclusively set aside for public safety purposes. Income taxes are collected on business income and individuals' salaries and wages. Residents are currently receiving 100% credit on income taxes paid to other municipalities.



#### Area City Comparison Income Tax Rate

Franklin	2.0%
Hamilton	2.0%
Monroe	2.0%
Middletown	2.0%
Fairfield	1.5%
Springboro	1.5%
Trenton	1.5%
Lebanon	1.5%
Mason	1.12%

### Property Taxes...

One of the biggest tax bills we typically face each year is tied to the property that we own. Property Taxes include amounts levied against all real and public utility property located in the City. As indicated on the table below left, only a small portion of your property taxes go to support the City of Middletown. The majority supports the Middletown City Schools and various County levies. Below right is a list of the Top 10 Property Taxpayers (real property) for the City of Middletown.

#### 2024 Property Tax Breakdown

Taxing Authority	Effective Mills	Percentage Paid to Taxing Authority
Middletown City School District	44.36	69.69%
Butler County	9.28	14.58%
City of Middletown	6.63	10.42%
Joint Vocational School District	1.93	3.03%
Library	0.75	1.18%
Parks	0.7	1.10%
<b>Total</b>	<b>63.65</b>	<b>100.00%</b>

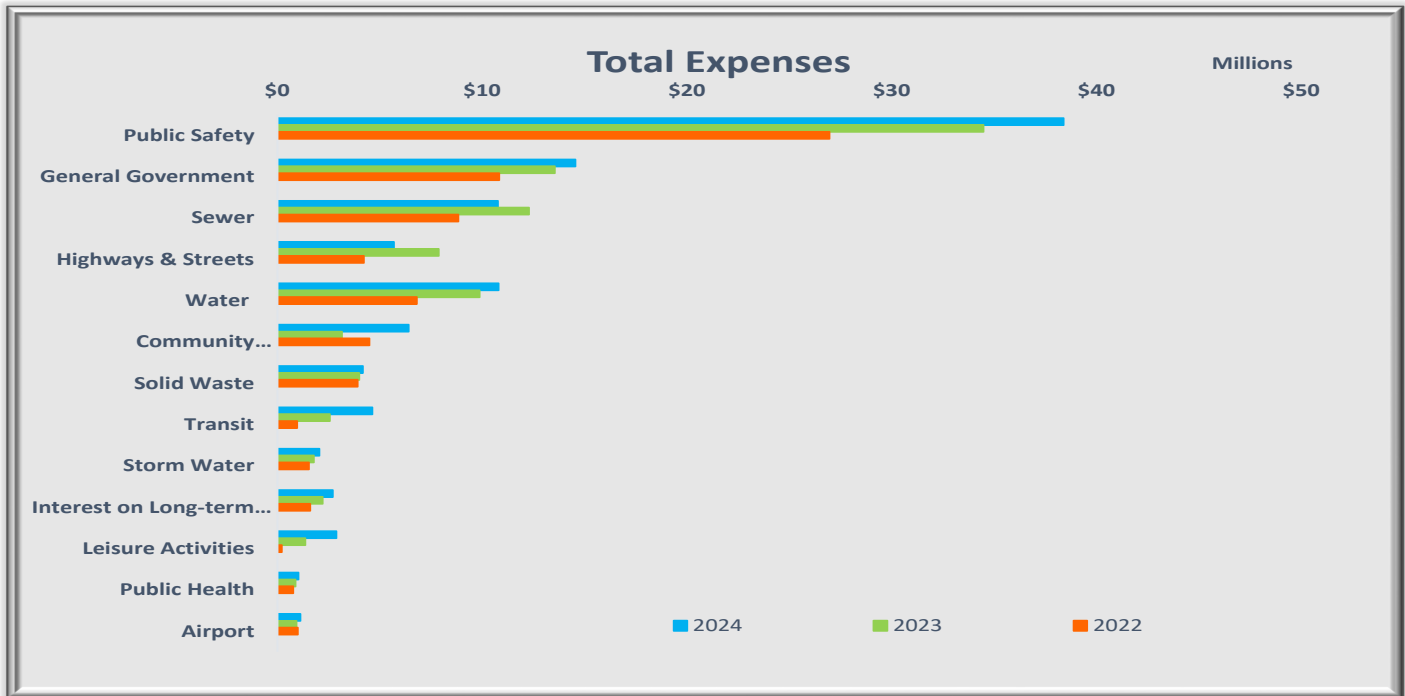
#### 2024 Calendar Year/ 2023 Tax Year Top Ten Property Taxpayers (real property)

	Assessed Valuation (in thousands)	% of Total
Duke Energy	\$64,008	5.83%
NTE Ohio LLC	\$17,028	1.55%
AK Steel Corp	\$11,128	1.01%
Dynevig Dicks Creek LLC	\$4,785	0.44%
Bavarian Woods Apartments	\$4,780	0.44%
6898 Hamilton Middletown Road	\$4,602	0.42%
Texas Eastern Transmission Corp	\$4,551	0.41%
Precision Strip Inc	\$4,388	0.40%
Olde Towne Properties II LLC	\$3,826	0.35%
AJB Realty LLC	\$3,500	0.32%
<b>TOTAL TOP TEN</b>	<b>\$122,596</b>	<b>11.16%</b>

## EXPENSES

### City funds are used for...

The chart below shows the comparison of the City's expenses by function for the previous three years. Total expenses for 2024 were \$105,209,304, an increase of \$10,274,304 or 10.82% above the 2023 total expenses. Total expenses for 2023 were \$94,935,000, an increase of \$22,794,000 or 32% above the 2022 total expenses of \$72,141,000. Public safety continues to constitute the largest expense category for the City, with a total of \$34,482,000 or 36.32% in 2023 expenditures. Expenses increased in each category with the exception of sewer and highways & streets.



**Public Safety** – expenses related to Police and Fire protection and overall safety of the citizens.

**General Government** – represents expenses related to running the City's day to day operations and support to other City activities.

**Sewer** – expenses associated with the operation and repairs to the City's sanitary sewer system, Wastewater Treatment Plant, Sewer Maintenance Division, Public Works and Utilities Administrative Division and Sewer Administration.

**Highways & Streets** – expenses related to maintaining or building of transportation related infrastructure. This includes road repairs such as paving and snow removal.

**Water** – expenses associated with the operation and repairs to the City's water distribution, Water Treatment Plant, Water Maintenance Division, and Water Administration.

**Community Environment** – consists of expenses for Community & Economic Development, Neighborhood Stabilization Program, and Home Funds.

**Solid Waste** – costs associated with the City's solid waste disposal programs, including refuse pickup and recycling by Rumpke for all households located inside City limits.

**Transit** – expenses related to the operation of the City's public transportation bus line.

**Storm Water** – expenses associated with the City's storm water collection mains and catch basins, Storm Water Maintenance Division, administrative support, and capital improvement projects.

**Interest on Long-term debt** – costs related to payment of interest on the City's debt.

**Leisure Activities** – consists of expenses for recreation, Parks Maintenance Division, and Event Center and Community Center.

**Public Health** – includes costs of the activities of the City Health Department which inspects and licenses restaurants, groceries, vending machines, public swimming pools and spas, tattoo parlors, waste and fresh water haulers, mobile home parks, public buildings, is responsible for the community health assessment and disease control as well as maintaining vital statistics that registers and certifies all records of birth and death for the City.

**Airport** – costs related to the operation of the Middletown Regional Airport.

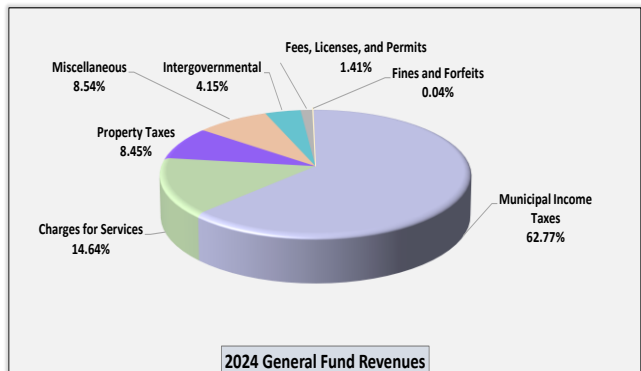
## GENERAL FUND

### Operating Fund Detail...

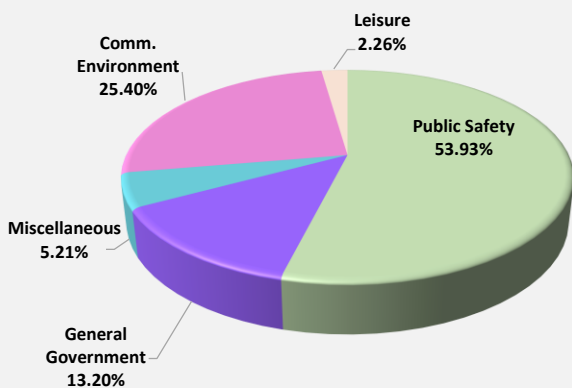
The General Fund is the primary operating fund of the City of Middletown. All revenues and expenditures not accounted for in other designated funds are recorded in the General Fund.

General Fund Revenues									
Revenue Source	2024	%	2023	%	2022	%	2021	%	2020
Municipal Income Taxes	\$ 27,905,765	62.77%	\$ 33,095,389	65.73%	\$ 24,716,435	72.59%	\$ 27,271,745	71.76%	\$ 19,256,346
Charges for Services	6,506,984	14.64%	5,812,119	11.54%	4,881,894	14.34%	4,806,896	12.65%	4,340,872
Property Taxes	3,758,401	8.45%	3,086,566	6.13%	3,227,050	9.48%	3,203,253	8.43%	2,801,073
Miscellaneous	3,794,801	8.54%	5,637,739	11.20%	(1,125,382)	-3.30%	427,121	7.83%	2,561,739
Intergovernmental	1,846,063	4.15%	2,081,414	4.13%	1,680,392	4.93%	1,668,713	4.39%	3,199,938
Fees, Licenses, and Permits	627,850	1.41%	617,847	1.23%	655,670	1.93%	607,140	1.60%	517,803
Fines and Forfeits	18,050	0.04%	21,395	0.04%	15,610	0.05%	20,397	0.05%	15,505
<b>Total</b>	<b>\$ 44,457,914</b>	<b>100.00%</b>	<b>\$ 50,352,469</b>	<b>100.00%</b>	<b>\$ 34,051,669</b>	<b>100.00%</b>	<b>\$ 38,005,265</b>	<b>100.00%</b>	<b>\$ 32,693,276</b>

**Revenues** of \$44,457,914 in 2024, decreased by \$5,894,555 or 30.56% over the 2023 General Fund revenue of \$50,352,469. In 2023, revenue increased by \$16,300,800 over the 2022 total General Fund revenue of \$34,051,669. The largest revenue source for the General Fund is Municipal Income Taxes which make up 62.77% of total revenue in 2024. In 2024, Municipal Income Tax revenue decreased by \$5,189,624 or 15.68%. Charges for services is the second largest revenue item at 14.64% and increased by \$694,865 for 2024. Miscellaneous revenue is third at 8.54% of the total General Fund income and decreased by \$1,842,938 in 2024.



2024 General Fund Expenditures by Function



**Expenditures** In 2024, General Fund expenditures of \$48,425,585 increased by \$12,500,751 from the 2023 total of \$35,924,834. As seen in the chart to the left and the table below, Public Safety has the largest amount of expenditures in the General Fund. Public Safety expenditures were \$26,116,452 in 2024, which was 53.93% of all General Fund expenditures and was higher than the 2023 total of \$24,914,222. Community Environment is the second largest function supported by the General Fund with \$12,302,132 in expenditures for 2024, this being a \$10,714,828 increase from the 2023 total expenditures of \$1,587,304. General Government, Miscellaneous, and Leisure make up the remaining 20.67% of the General Fund Expenditures with a total of \$10,007,001.

GENERAL FUND EXPENDITURES BY FUNCTION									
	2024	% of total expended	2023	% of total expended	2022	% of total expended	2021	% of total expended	2020
Public Safety	\$26,116,452	53.93%	\$24,914,222	69.35%	\$23,031,076	65.37%	\$23,768,602	71.58%	\$19,063,900
General Government	6,390,145	13.20%	5,925,237	16.49%	5,996,924	17.02%	5,723,095	17.24%	5,086,124
Miscellaneous	2,520,752	5.21%	2,421,195	6.74%	3,817,102	10.83%	1,468,050	4.42%	2,027,421
Community Environment	12,302,132	25.40%	1,587,304	4.42%	1,408,220	4.00%	1,334,864	4.02%	1,193,690
Leisure	1,096,104	2.26%	1,076,876	3.00%	979,141	2.78%	910,330	2.74%	893,402
<b>Grand Total</b>	<b>\$48,425,585</b>	<b>100.00%</b>	<b>\$35,924,834</b>	<b>100.00%</b>	<b>\$35,232,463</b>	<b>100.00%</b>	<b>\$33,204,941</b>	<b>100.00%</b>	<b>\$28,264,537</b>



## CAPITAL PROJECTS/ASSETS

### Capital Improvements...

The City's Capital Assets consist of infrastructure (underground water and sanitary sewer lines, storm sewers, roadways, traffic lights, bridges, etc.), equipment, public facilities and parks.

The City's pledge to address necessary infrastructure maintenance and improvements is showing in a noticeable way. Street paving, Long Term Control Plan and the System Replacement Program continue to be major priorities.

Capital improvement projects are funded by various grants, charges for services, assessments to property owners and debt. As seen in the chart to the right, the City of Middletown is projecting to spend nearly \$87.5 million on infrastructure in the next three years.

To attract new businesses and create new jobs the City must be ready, from roadwork to water, sewer, and utilities.

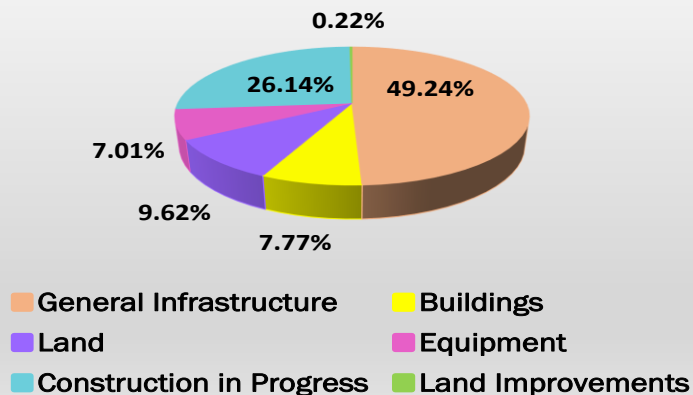
2025-2027 CAPITAL IMPROVEMENT PLAN PROJECTIONS (IN \$1,000'S)			
	2025	2026	2027
City Building Pavers	\$1,200	\$ -	
Facility Upgrades	-	\$1,400	\$13,600
Gateway/Boulevard Enhancements	\$75	\$75	75
ODOT Urban Paving Project	\$2,800	\$2,800	-
Local Street Paving	\$4,600	\$4,000	\$4,000
EV Charging Stations	\$1,500	-	-
Secondary Aeration	\$13,000	-	-
GIS	\$20	\$20	-
Water Facility Upgrades	\$2,000	\$500	\$500
LSLR Program	\$500	-	-
Miscellaneous Building Improvements	\$600	\$30	-
Miscellaneous Parks Improvements	\$1,200	\$750	\$750
NPDES Compliance	\$75	\$75	\$75
Sewer System Replacement Program	\$6,000	\$4,000	\$3,000
Storm Water System Replacement	\$1,000	\$1,000	\$1,000
Traffic Signal & Systems Replacement	\$95	\$95	\$95
Water System Replacement Program	\$5,000	\$5,000	\$5,000
<b>Totals</b>	<b>\$39,665</b>	<b>\$19,745</b>	<b>\$28,095</b>



### Capital Asset Totals...

Net Capital Assets as of December 31, 2024 for Governmental (\$165,578,623) and Business-Type (\$146,341,056) Activities total \$311,919,679. Capital Assets are divided into two categories – depreciable and non-depreciable. Land and construction-in-progress are the only non-depreciable assets recorded for the City of Middletown. Construction-in-progress will be categorized with depreciable assets once the improvement project is completed with the exception of land. Depreciable assets include machinery, equipment, buildings, infrastructure or any other item that can be depreciated or value reduced over a period of time. Depreciation takes into account that assets will eventually become obsolete, worn out and/or of little value over a period of time.

**Capital Asset Allocation Based on Capital Assets of \$311,919,679**



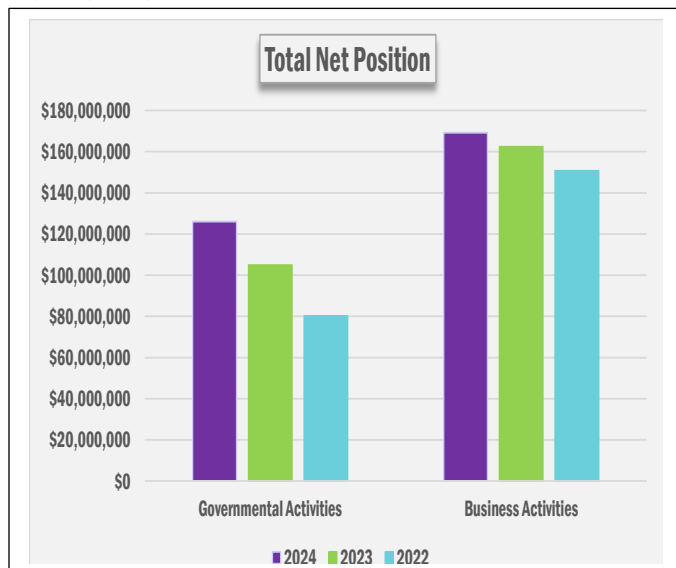
## DEBT/NET POSITION/PROGRESS

### Debt...

A brief description of the financing tools the City utilizes are listed below along with the total outstanding debt:

<b>General Obligation Bonds:</b>		Balance, End of	<b>Special Assessment Bonds:</b>		Balance, End of
Long term debt that is first budget obligation bonds secured by the City's full faith and credit pledge		Year 12/31/2024	Long term debt that is issued to finance improvements for property owners, who then in turn must repay the City over a period of time usually through property tax payments		Year 12/31/2024
Governmental Activities	\$	36,173,840	Governmental Activities	\$	2,347,000
Business Type Activities	\$	4,910,932			
<b>Total General Obligation Bonds</b>	<b>\$</b>	<b>41,085,000</b>	<b>Total Special Assessment Bonds</b>	<b>\$</b>	<b>2,347,000</b>
<b>Revenue Obligation Bonds (voted):</b>		Balance, End of	<b>Bond Anticipation Notes (BANs):</b>		Balance, End of
Revenue bonds are a category of municipal bonds supported by the revenue from a specific project		Year 12/31/2024	Bond Anticipation Notes are short-term interest-bearing securities issued in advance of a larger, future bond issue		Year 12/31/2024
			<b>OWDA Loans:</b> Low-interest loans for water, wastewater, and other infrastructure from the Ohio Water Development Authority		
Governmental Activities	\$	19,991,000	Governmental Activities	\$	10,400,000
			Business Type Activities	\$	29,093,084
<b>Total Revenue Obligation Bonds</b>	<b>\$</b>	<b>19,991,000</b>	<b>Total General Obligation Notes</b>	<b>\$</b>	<b>39,493,084</b>

### Net Position...



	<b>2024</b>	<b>2023</b>	<b>2022</b>
<b>Governmental Activities</b>	\$126,094,788	\$104,964,903	\$80,143,076
<b>Business Activities</b>	169,199,162	159,640,568	150,685,782
<b>Total Net Position</b>	\$295,293,950	\$264,605,471	\$230,828,858

The statement of net position presents information on all of the City's assets and liabilities, with the difference between the two reported as net position. Over time, increases or decreases in net position may serve as a useful indicator of whether the financial position of the City is improving or deteriorating. The increase in net position for 2024 indicates that the overall financial position is improving. Net position is categorized by activity type. Governmental activities include services largely funded through non-exchange revenues such as income and property taxes. Business type activities include services primarily funded through user charges, such as utility billings. The chart to the left and table above show the net position of the City of

### Economic Outlook...

One of the City's most important responsibilities is effective management of its resources. As the impacts of the COVID-19 pandemic continue to recede and the local economy stabilizes, the City has shifted its focus toward long-term growth and resilience. Capital investment has emerged as a central priority in the 2025 budget and is expected to remain a key focus in future budget cycles, supporting infrastructure improvements, community development, and sustainable public services.

## QUICK FACTS & STATS

The City of Middletown is located  
in Butler and Warren Counties



84.4% Butler County  
15.6% Warren County

### POPULATION 52,291

Median Age 38.6  
Per Capita Income \$29,269  
Median Household Income \$54,985  
Median Value of Owner Occupied Housing  
Units \$140,300

### 34 PARKS

### 4 FIRE STATIONS

### 1 POLICE STATION

### 1 COMMUNITY CENTER

FIRE Responses 2,512  
EMS Calls 10,318  
Average Response Time  
5.3 minutes

### 253,910 UNLINKED TRANSIT PASSENGER TRIPS

POLICE Calls for Service  
51,965  
Arrests 2,834  
Traffic Accidents 1,012  
Response Time for Priority  
Calls 4.5 minutes  
Average Daily Jail  
Population 40

LABOR FORCE 24,609  
EMPLOYED 23,600  
UNEMPLOYED 1,009  
UNEMPLOYMENT RATE 4.7%

BUILDING INSPECTION  
2,141 Permits  
\$111,486 Valuation  
6,269 Inspections

242 MILES OF  
ROADWAY  
MAINTAINED

(621 LANE MILES)

#### CITY OF MIDDLETOWN PRINCIPAL EMPLOYERS

Employer	Employees	Rank	Percentage of Total City Employment
Cleveland Cliffs Steel Co	2,724	1	11.5%
Atrium Medical Center	1,690	2	7.2%
Middletown City Schools	958	3	4.1%
Intelycare Inc	597	4	2.5%
Walmart	527	5	2.2%
PAC Worldwide Corp	524	6	2.2%
Staffmark Investment LLC	480	7	2.0%
City of Middletown	456	8	1.9%
Kroger	440	9	1.9%
Onesource Employee Management	438	10	1.9%

**TOTAL ESTIMATED CITY EMPLOYMENT 23,600**

Data Sources:


City Income Tax Division

Ohio Labor Market Information (Total Estimated City Employment)

**WATER**  
Average Daily Pumpage  
10.34 million gallons  
290 miles of Water Mains



**SEWER**  
Average Daily Flow  
15.6 million gallons  
394 miles of Sanitary  
& Storm Water Mains



109  
TRAFFIC  
LIGHTS



**In May 2022, Middletown voters overwhelmingly passed a one mill property tax to finance the building of four new fire stations with a projected cost of \$16.8 million. Fire Headquarters on Yankee Road and Cherry Street and Station 82 on State Route 122 will be opened at the beginning of 2025. Construction on Station 81 on Henry Avenue and Charles Street and Station 85 on Sophie Avenue and Stoltz Drive is expected to be complete in summer of 2025. A community open house is being planned to provide the opportunity for residents to tour the new facilities.**

**Construction of Renaissance Point began in 2024. This multi-use entertainment facility and adjoining development kicked off with the groundbreaking of the public infrastructure last June. The main facility will feature three sheets of ice, with an exhibition rink boasting 3,500 fixed seats. The facility will also be available for concerts, trade shows, and other events, and feature shopping alongside the main entertainment facility. The facility's position on State Route 122 will make it an attractive destination for visitors to Middletown. Phase I construction is expected to be complete by summer 2025.**



**One Donham Plaza**

**Middletown, Ohio 45042**

**Phone 513-425-7766**

[www.cityofmiddletown.org](http://www.cityofmiddletown.org)

[website@cityofmiddletown.org](mailto:website@cityofmiddletown.org)