


POPULAR ANNUAL FINANCIAL REPORT
For the year ending December 31, 2020



*Message from the Acting Finance Director
Dear City of Middletown Citizens:*

It is my honor and privilege to present this fourth annual Popular Annual Financial Report for the year ending December 31, 2020. The City prepares this community report as a means of better communicating the results of the City's overall financial picture in a reader friendly format.

The financial information for this report is from the 2020 City of Middletown Comprehensive Annual Financial Report. The Comprehensive Annual Financial Report is comprised of detailed financial statements, notes, schedules and statistical information. The Annual Comprehensive Financial Report was prepared in conformance with Generally Accepted Accounting Principles (GAAP) and audited by Clark Schaefer Hackett Company, an independent auditing firm, receiving an unmodified opinion. An unmodified opinion is given when an auditor can state that the financial statements are accurately and fairly presented. Middletown's Popular Annual Financial Report is unaudited but is presented on a GAAP basis, unless otherwise indicated. Readers wishing to view the more detailed financial statements and the full disclosure GAAP basis of accounting information reported in the Comprehensive Annual Financial Report, can obtain copies from the Finance Department or on the City website www.cityofmiddletown.org.

Thank you for taking the time to review this report. I hope upon reading it, you will have a better insight into the City's finances and now have a sense of the City's efforts to manage an effective and cost efficient government on behalf of the residents. The City adheres to the highest standards of accounting principles to ensure full financial transparency and legal compliance. The City has received the Certificate of Achievement for Excellence in Financial Reporting for thirty-four consecutive years and has received the Award for Outstanding Achievement in Popular Annual Financial Reporting for the past three years.

As you review this Popular Annual Financial Report, please feel free to share any questions, concerns or recommendations you may have. You can contact us at (513) 425-7908 or dept_finance@cityofmiddletown.org.

Best Regards,



Barbara Bradley
Acting Finance Director

Table of Contents – 1. Citizen Letter, 2. Community Profile, 3. City Update, 4. Revenues, 5. Charges for Services, 6. Taxes, 7. Expenses, 8. General Fund, 9. Capital Projects/Assets, 10. Debt/Net Position/Progress, 11. Quick Facts & Stats, 12. News

COMMUNITY PROFILE

ABOUT THE CITY OF MIDDLETOWN, OHIO

Middletown is a richly diverse, urban community of approximately 48,807 people, positioned near the major metropolitan areas of Cincinnati and Dayton.

Conveniently located on Interstate-75 between Cincinnati and Dayton, a Middletown address affords residents and visitors a vast array of local and regional amenities that create a strong community and active lifestyle. Business and industry are strategically placed to serve both the Cincinnati and Dayton business regions.

In addition to the Middletown Regional Airport, located near downtown, there are two international airports located within an hour from the City.



CITY GOVERNMENT

All elective municipal officers are nominated by a petition of at least fifty (50) of the electors of the City and filed with the board of elections. City Council elects a Vice Mayor at the first meeting in January at which newly elected members assume their duties of office.

City Council appoints a City Manager, who performs the duties in the City Charter. The City Manager is the Chief Administrative Officer and the head of the administrative branch of the city government. This position is responsible to the council for the proper administration of affairs of the city.

The City Council appoints a variety of boards and commissions including the Civil Service Commission, the Park Board, the Board of Health and Environment and many others.



From left, Joseph Mulligan, Monica Nenni, Nicole Condrey, Talbott Moon and Ami Vitori

MIDDLETOWN

CITY OFFICIALS

Nicole Condrey – Mayor

Joseph Mulligan – Vice Mayor

Council Members:

Talbott Moon

Monica Nenni

Ami Vitori

James Palenick – City Manager

Susan Cohen – Assistant City Manager

Amy Schenck – Clerk of Council

CITY COUNCIL MEETINGS – DATES AND TIMES

City Council meets on the first and third Tuesday of the month in Council Chambers on the lower level of the City building. The business meeting begins at 5:30 PM. Council meetings are broadcast live at the following venues:

www.cityofmiddletown.org



www.youtube.com

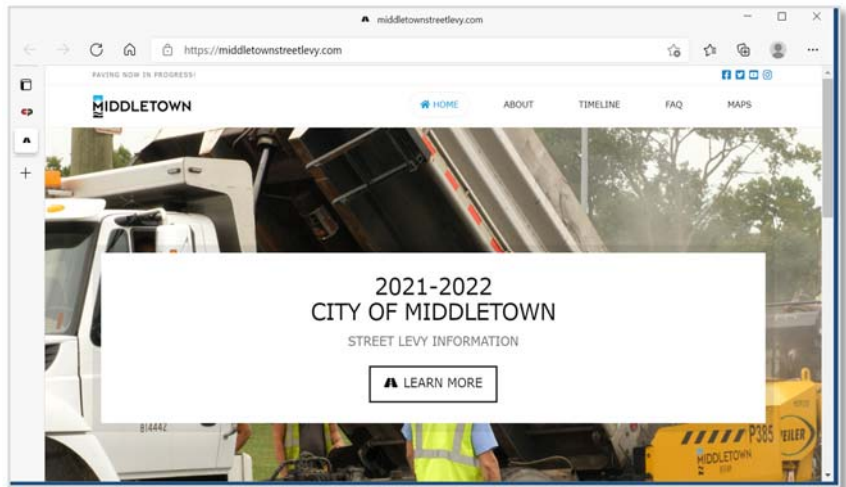
Connect with us! (513) 425-7766 Middletown City information can be found at the following social media outlets:



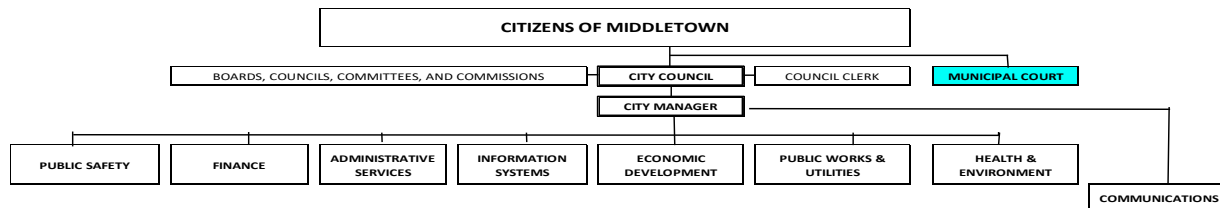
CITY UPDATE

Did you know..?


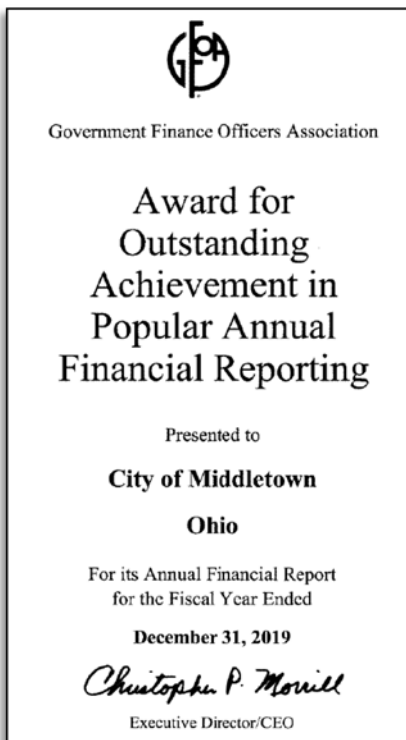
On November 3, 2020, Middletown voters passed a ten year street paving levy. This dedicated bond issue effective January 1, 2021, added an additional 0.25% to the 1.75% income tax rate (now totaling 2%), and will allow for \$31.3 million to be spent on paving. This, and an additional \$4 million that was available due to historically low interest rates and a very competitive bid structure and process, are not the only paving projects on tap for Middletown in the next two years. In total, the City of Middletown will be doing \$51 million in paving projects, totaling 200 lane miles or 1/3 of the City's total lane miles. For more information on paving, please visit www.middletownstreetlevy.com.



CITY OF MIDDLETOWN 2020 ORGANIZATIONAL CHART



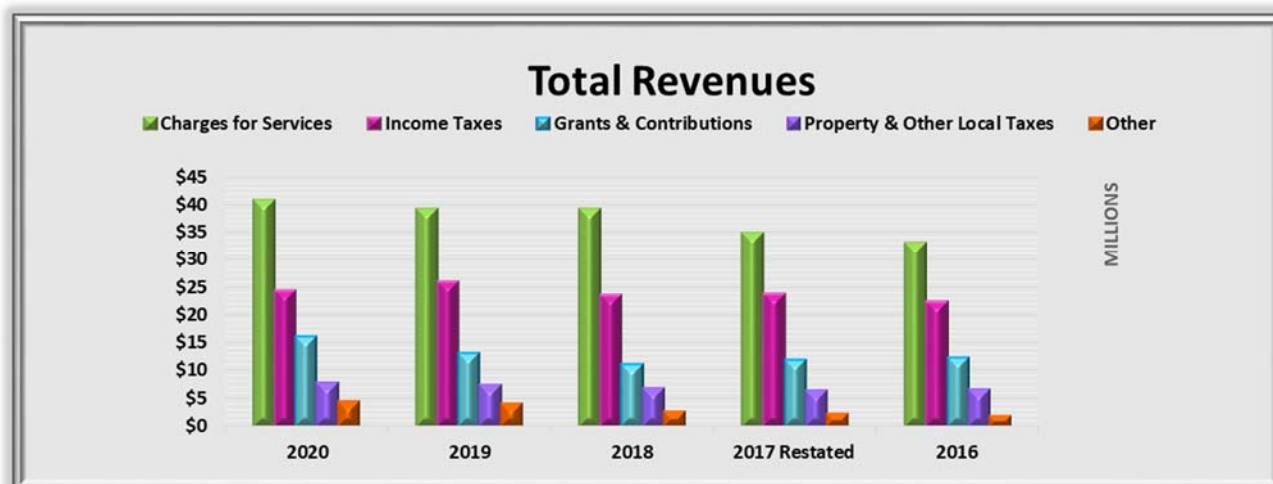
AWARDS & ACHIEVEMENTS



REVENUES

City funds come from...

The City receives the funding it needs to provide basic services to residents through a variety of sources. The chart below shows a five year comparison and the significance each source of revenue contributes to the City's overall fiscal health. In 2020, total revenue increased by 4.18% or \$3,757,503 to a total overall revenue of \$93,724,505. The City's 2019 total revenue of \$89,967,002, increased 7.83% from the 2018 total of \$83,431,330. There was a 5.28% increase in 2018 over the 2017 total revenue of \$79,249,780 and a 4.08% increase in 2017 over the 2016 total revenue of \$76,140,493.



Charges for Services represent revenues that arise from charges to customers who directly benefit from the goods, services or privileges provided. Examples of charges for services are: administrative fees; EMS (ambulance fees); utility charges (water & sewer bills); and bus fares. The 5.3% increase from \$33,101,541 in 2016 to \$34,856,242 in 2017 was primarily due to increases in water, sewer and solid waste charges. The 12.88% increase to \$39,346,331 in 2018, was primarily due to a 10% sewer rate increase and increased water usage. For 2019, there was a slight 0.18% or \$69,365 decrease to an annual total of \$39,276,966. There was an overall increase of 1.19% to \$40,921,695 for 2020 due to a sewer rate increase of 10% and a solid waste increase of \$0.50 per month. In late 2015 there was a 10% sewer surcharge added to all accounts to begin the process of replacing aging City sewer infrastructure.

Income Tax revenue of \$24,482,882 accounts for 26.12% of total revenue in 2020. This was a decrease of 5.87% from 2019 totals, primarily due to the COVID-19 public health emergency, mandated business closures and stay-at-home orders. Income tax revenues provide funds for the purposes of general municipal operations, capital improvements, and the payment to debt service with respect to capital improvements. Income tax is levied on salaries, wages, commissions and other compensation, and on net profits. In 2020, the City of Middletown had a 1.5% income tax rate with a .25% public safety levy income tax that is designated to help fund the Police and Fire Divisions. Income taxes saw an increase of 6.49% from \$22,385,505 in 2016 to \$23,837,900 in 2017, and decreased slightly by 1.24% in 2018 to \$23,541,368. For 2019, income taxes of \$26,009,538, saw an increase of 10.48% over the 2018 total.

Grants & Contributions include revenues that are transactions with other governments or organizations, in which the City receives value without directly giving equal return in value. Grants and contributions decreased by \$386,420 from the 2016 total of \$12,292,149 to \$11,905,729 in 2017. In 2018, the grants and contributions decreased by \$842,525 or 7.08%, to a total of \$11,063,204. In 2019, the total grants and contributions increased by 19.55% to \$13,226,579 and comprised 14.70% of the overall revenue. In 2020, total grants and contributions were \$16,119,440 and comprised of 17.20% of all revenue. This was an increase of 4.59% from the 2019 total. Grants & Contributions amounts will vary depending on the large capital projects the City is working on.

Property & Other Local Taxes is the amount levied against all real and public utility property located in the City. See page 6 for discussion on Property and Other Local Taxes.

Other includes revenues from investment income, refunds, reimbursements and receipts from the sale of assets.

CHARGES FOR SERVICES

Definition of Enterprise Funds...

An Enterprise Fund may be used to account for any activity for which a fee is charged to external users for goods and services. There are six Enterprise Funds in the City of Middletown. These funds are classified as Business-type activities. The Enterprise Funds supply 78.96% of all Charges for Services Revenue. Charges for Services for all funds in 2020 totaled \$40,921,695, with \$32,310,990 being from the business-type activities.



Water - This fund accounts for all revenues and expenditures of the City's water system. All operating expenditures, capital expenditures, capital improvements, and debt service payments connected with the City water system are paid by this fund.

Sewer - This fund accounts for the City's wastewater treatment system. All operating expenditures, capital improvements, and debt service costs connected with the wastewater treatment system are paid by this fund.

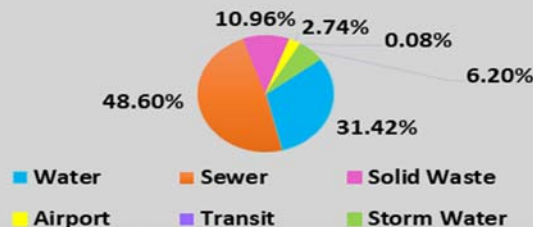
Solid Waste - This fund accounts for the City's solid waste disposal programs. The program includes refuse pickup and recycling by Rumpke for all households who live in the City limits.

Airport - This fund accounts for the operation of the Middletown Regional Airport. Major airport operating costs include contractual service charges for an airport manager, liability insurance, utilities, and debt payments.

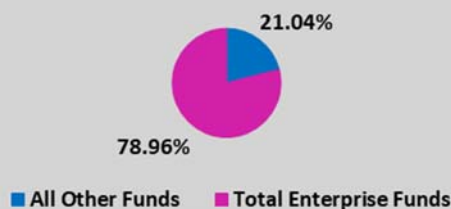
Transit - This fund accounts for the operation of the City's public bus line system. Major revenues include federal and state transit operating and capital improvement subsidies.

Storm Water - This fund accounts for the City's storm sewer system. All operating expenditures and capital improvements costs connected with the storm sewer system are paid by this fund.

Charges for Services - Enterprise Funds

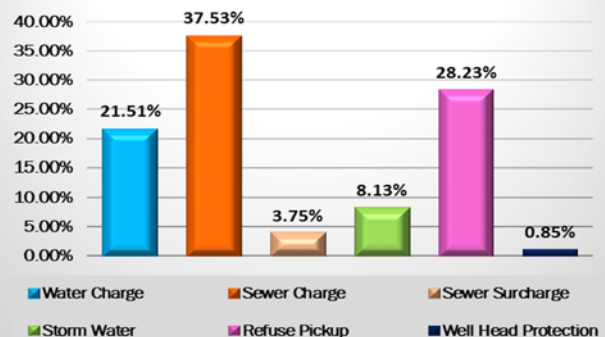


Charges for Services - All Funds



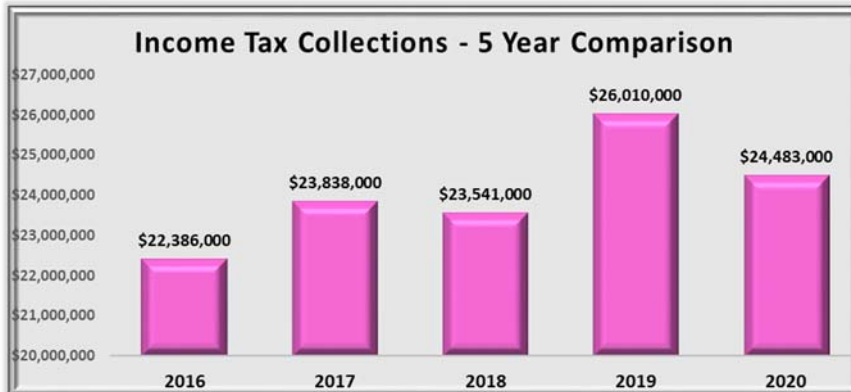
City of Middletown - Water Services Allocation of a Minimum Water Bill

Total Amount Billed	\$58.44
Water Charge	12.57
Sewer Charge	21.93
Sewer Surcharge	2.19
Storm Water	4.75
Refuse Pickup	16.50
Well Head Protection	0.50
Amount to pay	\$58.44



TAXES

Income Taxes...



The City levies an income tax of 1.75% on substantially all earned income arising from employment, residency, or business activities inside the City. This income tax rate includes the Public Safety income tax levy of .25%. Income taxes are one of the largest sources of revenue for the City.

In 1969, City electors authorized an income tax at the rate of 1.5%. In 2007, voters authorized a five year increase to 1.75% with the passage of the Public Safety Levy which was renewed permanently in August 2012. The quarter percent additional tax is exclusively set aside for public safety purposes. Income taxes are collected on business income and individuals' salaries and wages. Residents are currently receiving 100% credit on income taxes paid to other municipalities.

Area City Comparison Income Tax Rate

Franklin	2.0%
Hamilton	2.0%
Monroe	2.0%
Middletown	1.75%
Fairfield	1.5%
Springboro	1.5%
Trenton	1.5%
Mason	1.12%
Lebanon	1.0%

Property Taxes...

One of the biggest tax bills we typically face each year is tied to the property that we own. Property Taxes include amounts levied against all real and public utility property located in the City. As indicated on the table below left, only a small portion of your property taxes go to support the City of Middletown. The majority supports the Middletown City Schools and various County levies. Below right is a list of the Top 10 Property Taxpayers (real property) for the City of Middletown.

2020 Property Tax Breakdown

Taxing Authority	Effective Mills	Percentage Paid to Taxing Authority
Middletown City School District	50.14	72.00%
Butler County	9.22	13.24%
City of Middletown	6.90	9.91%
Joint Vocational School District	1.93	2.77%
Library	0.75	1.08%
Parks	0.7	1.01%
Total	69.64	100.00%

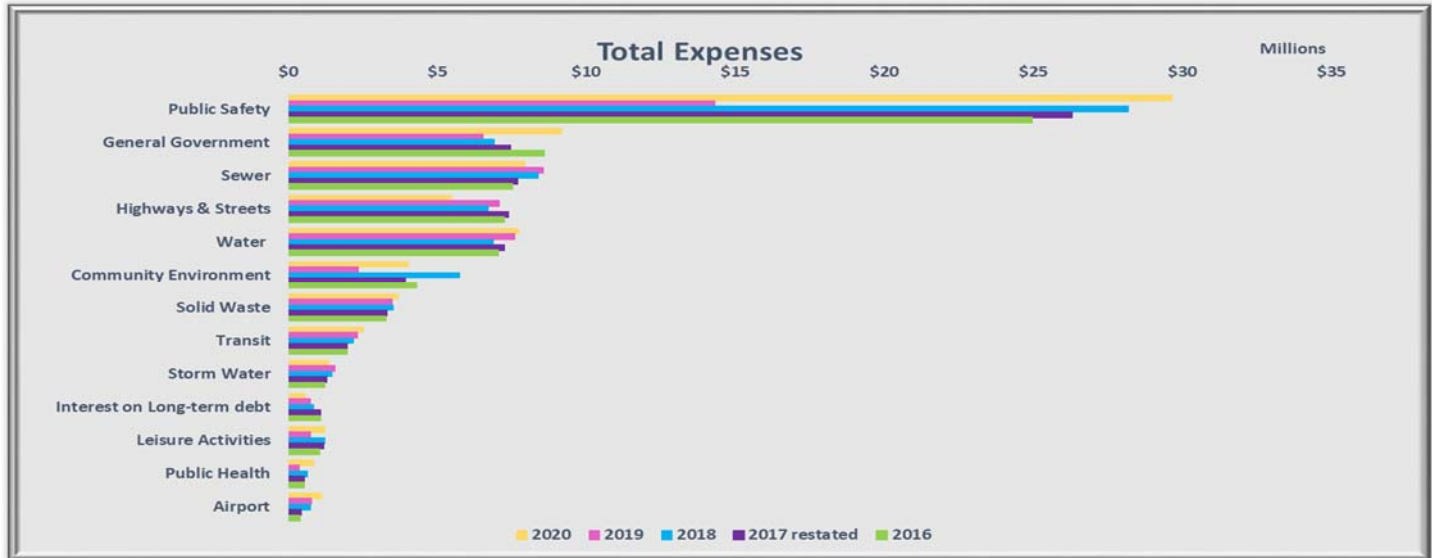
2020 Calendar Year/ 2019 Tax Year Top Ten Property Taxpayers (real property)

	Assessed Valuation (in thousands)	% of Total
Duke Energy	\$49,209	6.59%
NTE Ohio LLC	\$12,781	1.71%
AK Steel Corp	\$10,315	1.38%
Dynevig Dicks Creek LLC	\$5,802	0.78%
AJB Realty LLC	\$4,824	0.65%
Boymel Family LLC	\$4,602	0.62%
Texas Eastern Transmission Corp	\$3,982	0.53%
Rockies Express Pipeline LLC	\$3,910	0.52%
CTR Partnership LP	\$3,374	0.45%
Precision Strip Inc	\$3,341	0.45%
TOTAL TOP TEN	\$102,140	13.67%
TOTAL ASSESSED VALUATION FOR CITY OF MIDDLETOWN	\$747,047	

EXPENSES

City funds are used for...

The chart below shows the comparison of the City's expenses by function for the previous five years. Overall expenses for 2020 were \$75,409,000, a 33.50% increase from 2019. Total expenses for 2019 were \$56,487,413. This is a \$16,972,682 or 23.11% decrease over the 2018 total of \$73,460,095. Total City expenses for 2017 were \$69,923,346 and \$69,379,727 for 2016. The large decrease in 2019, primarily in Public Safety is due to reporting Other Post Employment Benefits or (OPEB) expense also known as GASB 75. Ohio Police and Fire Pension recently changed their health care model – providing retirees with a stipend for health care as opposed to actual insurance. This caused a significant decrease in the GASB 75 OPEB liability and a large negative public safety expense for 2019 in the City's GAAP financial statements, therefore reducing the City's actual public safety expense for 2019 compared to 2018. For more information on GASB 75 and OPEB liability see "Note 9 – Defined Benefit OPEB Plan", of the City of Middletown's Comprehensive Annual Financial Report for the year ending December 31, 2020.



Public Safety – expenses related to Police and Fire protection and overall safety of the citizens.

General Government – represents expenses related to running the City's day to day operations and support to other City activities.

Sewer – expenses associated with the operation and repairs to the City's sanitary sewer system, Wastewater Treatment Plant, Sewer Maintenance Division, Public Works and Utilities Administrative Division and Sewer Administration.

Highways & Streets – expenses related to maintaining or building of transportation related infrastructure. This includes road repairs such as paving and snow removal.

Water – expenses associated with the operation and repairs to the City's water distribution, Water Treatment Plant, Water Maintenance Division, and Water Administration.

Community Environment – consists of expenses for Community Development, Neighborhood Stabilization Program, and Home Funds.

Solid Waste – costs associated with the City's solid waste disposal programs, including refuse pickup and recycling by Rumpke for all households located inside City limits.

Transit – expenses related to the operation of the City's public transportation bus line.

Storm Water – expenses associated with the City's storm water collection mains and catch basins, Storm Water Maintenance Division, administrative support, and capital improvement projects.

Interest on Long-term debt – costs related to payment of interest on the City's debt.

Leisure Activities – consists of expenses for recreation, Parks Maintenance Division, and the Community Center.

Public Health – includes costs of the activities of the City Health Department which inspects and licenses restaurants, groceries, vending machines, public swimming pools and spas, tattoo parlors, waste and fresh water haulers, mobile home parks, public buildings, is responsible for the community health assessment and disease control as well as maintaining vital statistics that registers and certifies all records of birth and death for the City.

Airport – costs related to the operation of the Middletown Regional Airport.

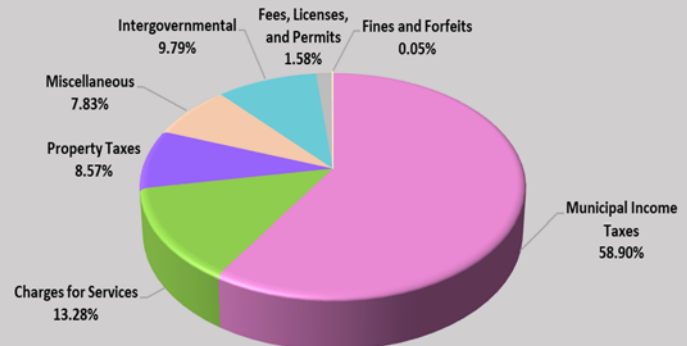
GENERAL FUND

Operating Fund Detail...

The General Fund is the primary operating fund of the City of Middletown. All revenues and expenditures not accounted for in other designated funds are recorded in the General Fund.

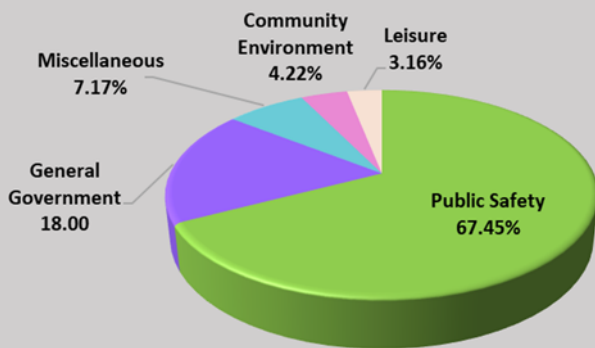
General Fund Revenues										
Revenue Source	2020	%	2019	%	2018	%	2017 Restated	%	2016	%
Municipal Income Taxes	19,256,346	58.90%	21,084,648	65.02%	18,363,559	60.31%	20,049,288	64.99%	16,856,028	63.69%
Charges for Services	4,340,872	13.28%	4,364,354	13.46%	4,712,571	15.48%	4,395,374	14.25%	4,429,654	16.74%
Property Taxes	2,801,073	8.57%	2,660,876	8.21%	2,594,843	8.52%	2,450,336	7.94%	2,496,401	9.43%
Miscellaneous	2,561,739	7.83%	2,361,458	7.28%	2,000,740	6.57%	1,536,814	4.98%	944,391	3.57%
Intergovernmental	3,199,938	9.79%	1,544,763	4.76%	2,317,359	7.61%	2,020,240	6.55%	1,236,934	4.67%
Fees, Licenses, and Permits	517,803	1.58%	395,805	1.22%	452,605	1.49%	388,064	1.26%	496,239	1.88%
Fines and Forfeits	15,505	0.05%	17,782	0.05%	6,913	0.02%	7,728	0.03%	6,227	0.02%
Total	32,693,276	100.00%	32,429,686	100.00%	30,448,590	100.00%	30,847,844	100.00%	26,465,874	100.00%

Revenues increased slightly by \$263,590 in 2020 (less than 1%), and by \$1,981,096 or 6.51% in 2019 over the 2018 revenue of \$30,448,590. Total revenue for 2017 was \$30,847,844 over the 2016 total of \$26,465,874. The largest revenue source for the General Fund is Municipal Income Taxes making up 58.90% of total revenue in 2020. The overall decrease of 8.67% or \$1,828,302 in 2020 Municipal Income Taxes was primarily due to the COVID-19 health emergency, government mandated business closures and stay-at-home orders issued. Intergovernmental revenue for 2020 saw an increase of 107.15% or \$1,655,175 due to the Coronavirus Aid, Relief, and Economic Security Act (CARES Act) stimulus funding received from the Federal Government.



2020 General Fund Revenues

2020 General Fund Expenditures by Function



Expenditures for each department and/or division are separated into categories: personal services, contractual services, commodities, and capital outlay. The largest expense in the General Fund is personnel costs. In 2020, General Fund expenditures of \$28,264,537 decreased by \$1,226,939 or 4.16%, from the 2019 total of \$29,491,476. As seen in the chart to the left and the table below, Public Safety has the largest amount of expenditures in the General Fund. Public Safety expenditures were \$19,063,900 in 2020, which was 67.45% of all General Fund expenditures and was 8.01% lower than the 2019 total of \$20,723,123. General Government is the second largest function supported by the General Fund with \$5,086,124 in expenditures for 2020, this being a decrease of \$109,885 or 2.11% from the 2019 General Government total expenditures of \$5,196,009.

GENERAL FUND EXPENDITURES BY FUNCTION										
	2020	% of total expended	2019	% of total expended	2018	% of total expended	2017	% of total expended	2016	% of total expended
Public Safety	\$19,063,900	67.45%	\$20,723,123	70.27%	\$19,762,885	70.60%	\$19,337,168	70.24%	\$17,808,878	70.57%
General Government	\$5,086,124	18.00%	\$5,196,009	17.62%	\$4,716,290	16.85%	\$4,627,996	16.81%	\$4,076,802	13.84%
Miscellaneous	\$2,027,421	7.17%	\$1,402,486	4.76%	\$1,177,180	4.21%	\$1,261,481	4.58%	\$1,089,575	6.88%
Community Environment	\$1,193,690	4.22%	\$1,266,752	4.30%	\$1,431,385	5.11%	\$1,410,587	5.12%	\$1,534,982	4.83%
Leisure	\$893,402	3.16%	\$903,106	3.06%	\$905,548	3.23%	\$894,501	3.25%	\$802,673	3.88%
Grand Total	\$28,264,537	100.00%	\$29,491,476	100.00%	\$27,993,288	100.00%	\$27,531,733	100.00%	\$25,312,910	100.00%

CAPITAL PROJECTS/ASSETS

Capital Improvements...

The City's Capital Assets consist of infrastructure (underground water and sanitary sewer lines, storm sewers, roadways, traffic lights, bridges, etc.), equipment, public facilities and parks.

The City's pledge to address necessary infrastructure maintenance and improvements is showing in a noticeable way. Street paving, Long Term Control Plan and the System Replacement Program continue to be major priorities.

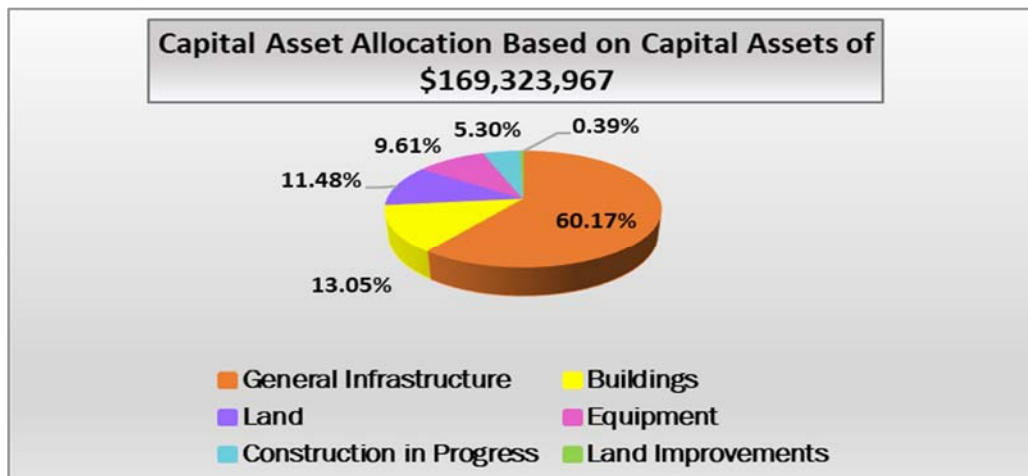
Capital improvement projects are funded by various grants, charges for services, assessments to property owners and debt. As seen in the chart to the right, the City of Middletown is projecting to spend nearly \$57 million on infrastructure in the next three years.

To attract new businesses and create new jobs the City must be ready, from roadwork to water, sewer, and utilities.

2021-2023 CAPITAL IMPROVEMENT PLAN PROJECTIONS (IN \$1,000'S)			
	2021	2022	2023
Asset Management Plan	\$200		
Central Avenue Improvements		\$6,635	
City Building Pavers	\$900		
Downtown Basin Design		\$4,000	
Facility Upgrades	\$1,000	\$1,000	\$1,000
Gateway/Boulevard Enhancements	\$50	\$75	\$75
Geographical Information System	\$20	\$20	\$20
Lime Sludge Disposal Process			\$200
Local Street Paving	\$2,650	\$2,800	\$2,900
Long Term Control Plan	\$3,000	\$3,000	\$3,000
Miscellaneous Building Improvements	\$30	\$30	\$30
Miscellaneous Parks Improvements	\$30	\$30	\$30
NPDES Compliance	\$50	\$50	\$50
ODOT Safety Project - 1st Ave	\$400		
ODOT Urban Paving - SR 73 (Germantown Rd. to City Limits)	\$2,510		
ODOT Urban Paving - SR 73 (Tytus Ave to Germantown Rd)		\$850	
Sewer Condition Assessment Program	\$1,500	\$1,500	
System Replacement Program	\$5,150	\$4,150	\$7,450
Traffic Signal & Systems Replacement	\$80	\$95	\$95
Totals	\$17,570	\$24,235	\$14,850

Capital Asset Totals...

Net Capital Assets as of December 31, 2020 for Governmental (\$81,812,355) and Business-Type (\$87,511,612) Activities total \$169,323,967. Capital Assets are divided into two categories – depreciable and non-depreciable. Land and construction-in-progress are the only non-depreciable assets recorded for the City of Middletown. Construction-in-progress will be categorized with depreciable assets once the improvement project is completed with the exception of land. Depreciable assets include machinery, equipment, buildings, infrastructure or any other item that can be depreciated or value reduced over a period of time. Depreciation takes into account that assets will eventually become obsolete, worn out and/or of little value over a period of time.



DEBT/NET POSITION/PROGRESS

Debt...

General Obligation Bonds: Long term debt that is first budget obligation bonds secured by the City's full faith and credit pledge		Special Assessment Bonds: Long term debt that is issued to finance improvements for property owners, who then in turn must repay the City over a period of time usually through property tax payments	
	Balance, End of Year 12/31/2020		Balance, End of Year 12/31/2020
Governmental Activities	\$ 12,857,888	Governmental Activities	\$ 755,000
Business Type Activities	\$ 7,299,843		
Total General Obligation Bonds	\$ 20,157,731	Total Special Assessment Bonds	\$ 755,000

The table to the left shows a brief description of the financing tools the City utilizes along with the total outstanding debt on December 31, 2020.

Net Position...

The statement of net position presents information on all of the City's assets and liabilities, with the difference between the two reported as net position. Over time, increases or decreases in net position may serve as a useful indicator of whether the financial position of the City is improving or deteriorating. The increase in net position for 2020 indicates that the overall financial position is improving. Net position is categorized by activity type. Governmental activities include services largely funded through non-exchange revenues such as income and property taxes. Business type activities include services primarily funded through user charges, such as utility billings. The table on the right shows the net position of the City of Middletown as of December 31, 2020.

City of Middletown, Ohio Statement of Net Position, December 31, 2020			
	Governmental Activities	Business Activities	Total
Current & other assets	\$ 49,409,556	\$ 50,442,965	\$ 99,852,521
Capital assets	81,812,355	87,511,612	169,323,967
Total assets	131,221,911	137,954,577	269,176,488
Deferred outflows of resources	12,162,870	966,643	13,129,513
Current and other liabilities	4,280,211	2,613,054	6,893,265
Long-term liabilities	78,484,953	13,232,114	91,717,067
Total liabilities	82,765,164	15,845,168	98,610,332
Deferred inflows of resources	16,910,502	982,318	17,892,820
Net investment in capital assets	68,759,699	80,406,408	149,166,107
Restricted	15,035,546	-	15,035,546
Unrestricted	(40,086,130)	41,687,326	1,601,196
Total Net Position	\$ 43,709,115	\$ 122,093,734	\$ 165,802,849

Economic Outlook...



Although 2020 was a very challenging year, Middletown's resilience was evident in the opening of several new businesses despite the coronavirus pandemic. The Octane Outlet, Annie Up Boutique, Middletown Aquatics & More, Hook Fish & Chicken, Brent's Smokin' Butts & Grill, Vitori's Market & Deli, Merkel's Tavern, Mz. Jade's Soul Food Café, Higher Faculty, Bandana's Italian Eatery, Chipotle, Baab's, and Midwest Ammunition were some of the business openings for 2020. Additional new businesses, Dairy Queen, DHL and Cintas First Aid & Safety Distribution Center came in 2021.

Residential development is also moving forward. Both the Renaissance and Sawyers Mill developments offer a variety of new home floorplans including ranches, two-story and patio homes with additional amenities that include swimming pools, walking trails, playgrounds and wooded homesites.

QUICK FACTS & STATS

The City of Middletown is located
in Butler and Warren Counties



84.4% Butler County
15.6% Warren County

POPULATION 48,807

Median Age 37.6

Per Capita Income \$22,793

Median Household Income \$40,347

Median Value of Owner Occupied Housing
Units \$97,700

34 PARKS



1 COMMUNITY CENTER



FIRE Responses 2,042

EMS Calls 8,904

**Average Response Time 5.5
minutes**

**120,388 UNLINKED TRANSIT
PASSENGER TRIPS**



POLICE Calls for Service 33,114

Arrests 3,308

Traffic Accidents 841

**Response Time for Priority Calls
6.1 minutes**

Average Daily Jail Population 28

LABOR FORCE 20,900

EMPLOYED 19,600

UNEMPLOYED 1,300

UNEMPLOYMENT RATE 4.6%



BUILDING INSPECTION

1,972 Permits

\$36,736,832 Valuation

5,443 Inspections

**242 MILES OF
ROADWAY
MAINTAINED**

(621 LANE MILES)

CITY OF MIDDLETOWN PRINCIPAL EMPLOYERS

Employer	Employees	Rank	Percentage of Total City Employment
AK Steel	2,630	1	13.4%
Atrium Medical Center	1,719	2	8.8%
Middletown City Schools	857	3	4.4%
PAC Worldwide Corp	774	4	3.9%
Kroger	758	5	3.9%
Walmart	581	6	3.0%
McDonalds	464	7	2.4%
Meijer	447	8	2.3%
Miami University	444	9	2.3%
City of Middletown	434	10	2.2%

TOTAL ESTIMATED CITY EMPLOYMENT 19,600

Data Sources:

City Income Tax Division

Ohio Labor Market Information (Total Estimated City Employment)



109

**TRAFFIC
LIGHTS**

WATER

Average Daily Pumpage

10.24 million gallons

290 miles of Water Main



SEWER

Average Daily Flow

17.2 million gallons

**394 miles of Sanitary
& Storm Sewer Main**

This just in...

The American Rescue Plan Act of 2021, also called the COVID-19 Stimulus Package or American Rescue Plan is a \$1.9 Trillion economic stimulus bill passed by United States Congress and signed into law by President Joe Biden on March 11, 2021, to speed up the United States' recovery from the economic and health effects of the COVID-19 pandemic and the ongoing recession. Included among the provisions in the Act is \$350 Billion in direct aid to State and local governments. Within that total, Cities and Counties will be receiving \$130.2 Billion and Cities alone will receive \$65.1 Billion. Nationally, there is \$45.57 Billion set aside for so-called "metro" Cities and in the State of Ohio there are thirty-five such designated "metro" Cities, of which Middletown is one, that will share \$2.24 Billion. Based on the formula distribution detailed in the legislation, it appears Middletown will receive between \$18.2 and \$19 Million. These funds, if used strategically, will have a transformational effect on our City. Stay tuned for great things to come!

